



Results

Survey 948117

Number of records in this query:	15
Total records in survey:	15
Percentage of total:	100.00%



Field summary for lname

Last Name

Answer	Count	Percentage
Answer	15	100.00%
No answer	0	0.00%

ID	Response
3	moore
4	Moore
8	silbergleit
12	Reed
13	silbergleit
36	Silbergleit
35	Goglick
20	Moore
24	Moore
25	Chrystie
27	Valentine
34	Rooks
32	Teter
41	rooks
42	reed



Field summary for fname

First Name

Answer	Count	Percentage
Answer	15	100.00%
No answer	0	0.00%

ID	Response
3	emily
4	Andy
8	Joanie
12	Rob
13	kenny
36	Alex
35	Lauren
20	Robert
24	Susan
25	Addison
27	Donald
34	Papa
32	Christian
41	Nancy
42	sue anne



Field summary for mf

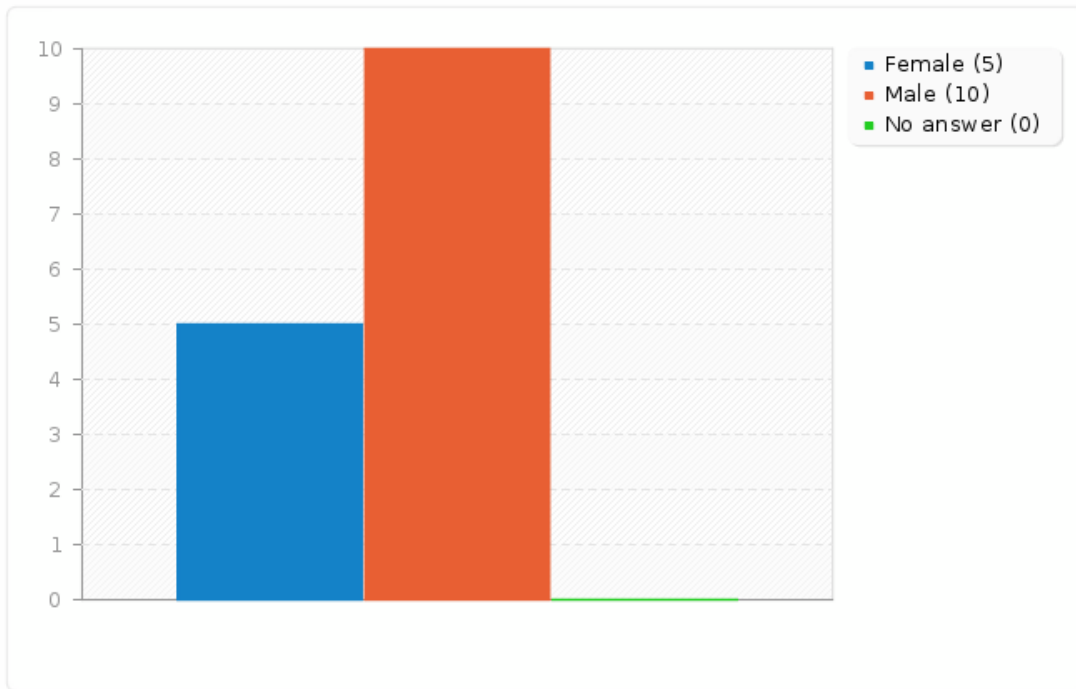
Gender.

Answer	Count	Percentage
Female (F)	5	33.33%
Male (M)	10	66.67%
No answer	0	0.00%



Field summary for mf

Gender.





Field summary for sideranking [1]

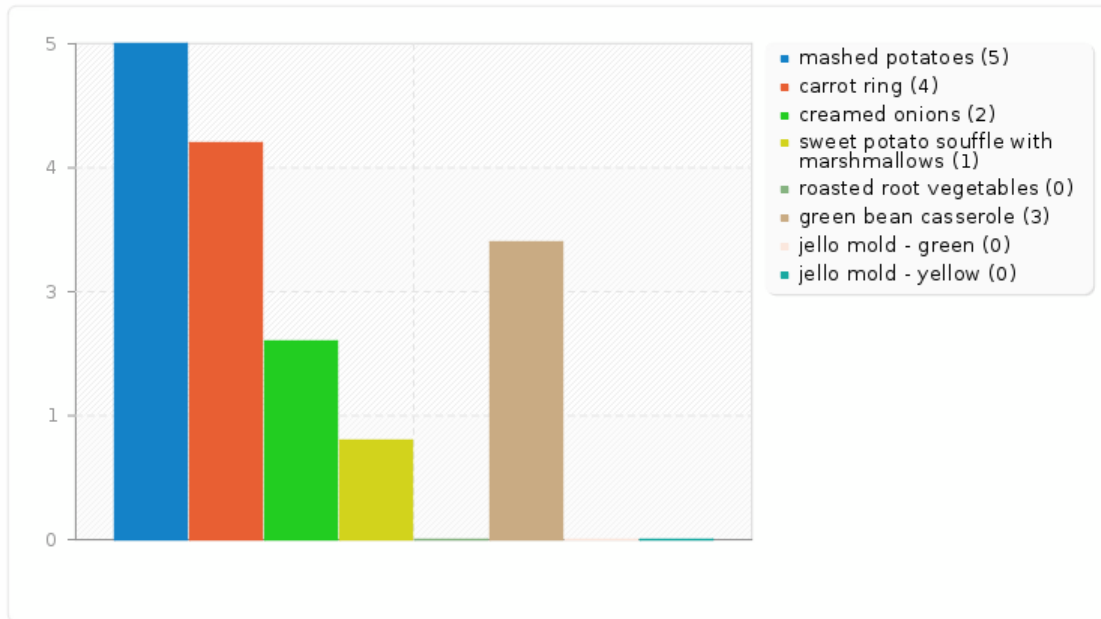
Please rank these side dishes in order of preference. Do note that three sides are not listed due to their overarching appeal. These include: stuffing, cranberry sauce, and gravy. Please also note that side dishes do NOT include appetizers or desserts.[Ranking 1]

Answer	Count	Percentage
mashed potatoes (mp)	5	33.33%
carrot ring (cr)	4	26.67%
creamed onions (co)	2	13.33%
sweet potato souffle with marshmallows (sps)	1	6.67%
roasted root vegetables (rrv)	0	0.00%
green bean casserole (gbc)	3	20.00%
jello mold - green (jmg)	0	0.00%
jello mold - yellow (jmy)	0	0.00%



Field summary for sideranking [1]

Please rank these side dishes in order of preference. Do note that three sides are not listed due to their overarching appeal. These include: stuffing, cranberry sauce, and gravy. Please also note that side dishes do NOT include appetizers or desserts.[Ranking 1]





Field summary for sideranking [2]

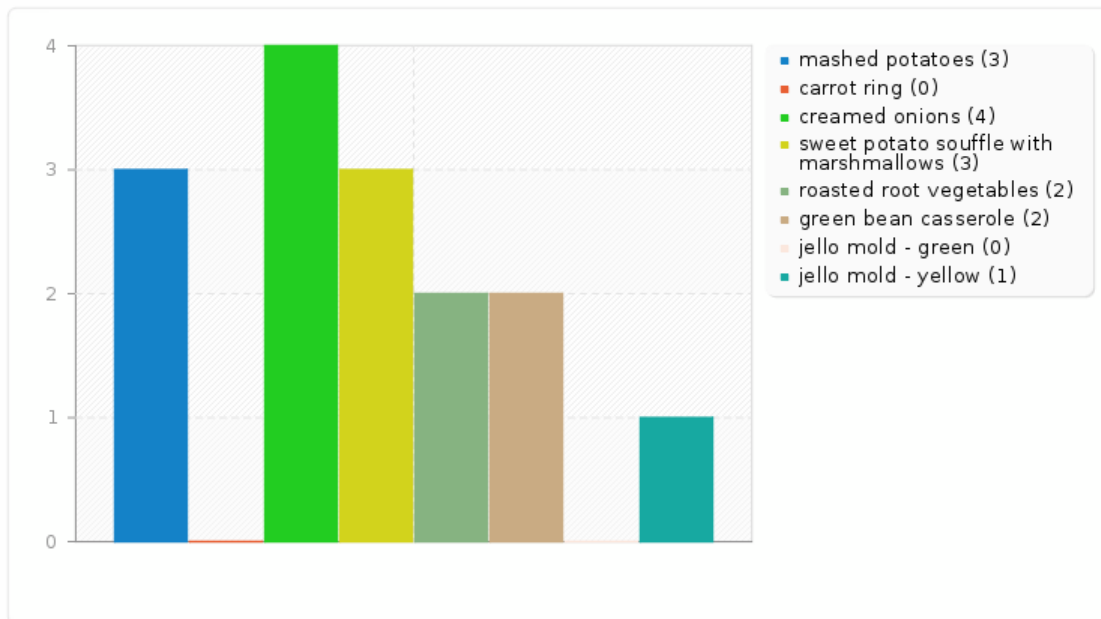
Please rank these side dishes in order of preference. Do note that three sides are not listed due to their overarching appeal. These include: stuffing, cranberry sauce, and gravy. Please also note that side dishes do NOT include appetizers or desserts.[Ranking 2]

Answer	Count	Percentage
mashed potatoes (mp)	3	20.00%
carrot ring (cr)	0	0.00%
creamed onions (co)	4	26.67%
sweet potato souffle with marshmallows (sps)	3	20.00%
roasted root vegetables (rrv)	2	13.33%
green bean casserole (gbc)	2	13.33%
jello mold - green (jmg)	0	0.00%
jello mold - yellow (jmy)	1	6.67%



Field summary for sideranking [2]

Please rank these side dishes in order of preference. Do note that three sides are not listed due to their overarching appeal. These include: stuffing, cranberry sauce, and gravy. Please also note that side dishes do NOT include appetizers or desserts. [Ranking 2]





Field summary for sideranking [3]

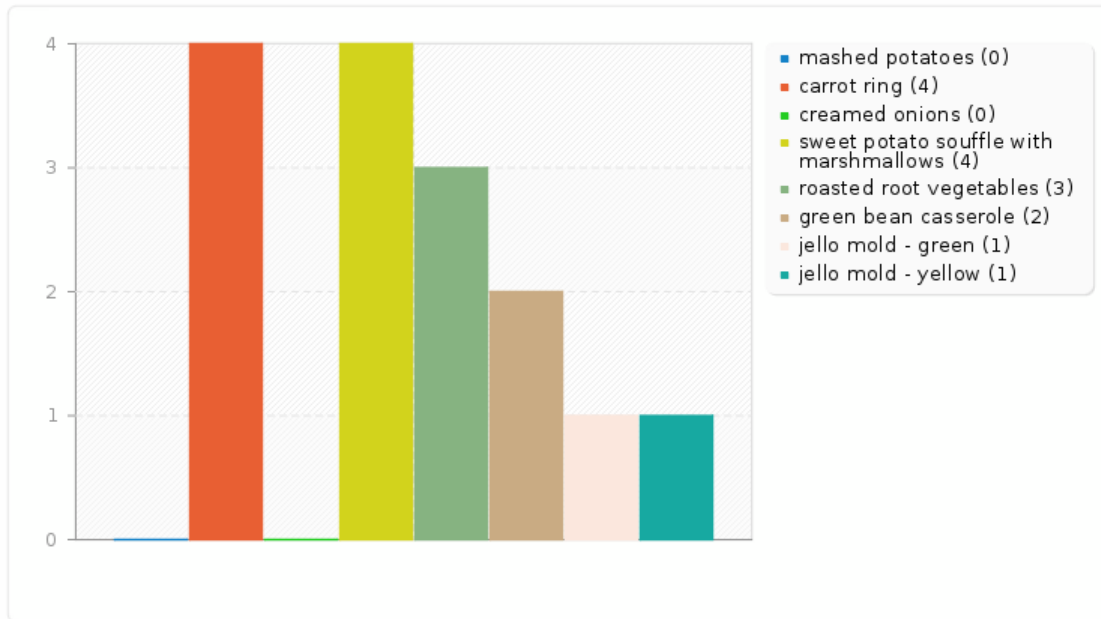
Please rank these side dishes in order of preference. Do note that three sides are not listed due to their overarching appeal. These include: stuffing, cranberry sauce, and gravy. Please also note that side dishes do NOT include appetizers or desserts.[Ranking 3]

Answer	Count	Percentage
mashed potatoes (mp)	0	0.00%
carrot ring (cr)	4	26.67%
creamed onions (co)	0	0.00%
sweet potato souffle with marshmallows (sps)	4	26.67%
roasted root vegetables (rrv)	3	20.00%
green bean casserole (gbc)	2	13.33%
jello mold - green (jmg)	1	6.67%
jello mold - yellow (jmy)	1	6.67%



Field summary for sideranking [3]

Please rank these side dishes in order of preference. Do note that three sides are not listed due to their overarching appeal. These include: stuffing, cranberry sauce, and gravy. Please also note that side dishes do NOT include appetizers or desserts. [Ranking 3]





Field summary for sideranking [4]

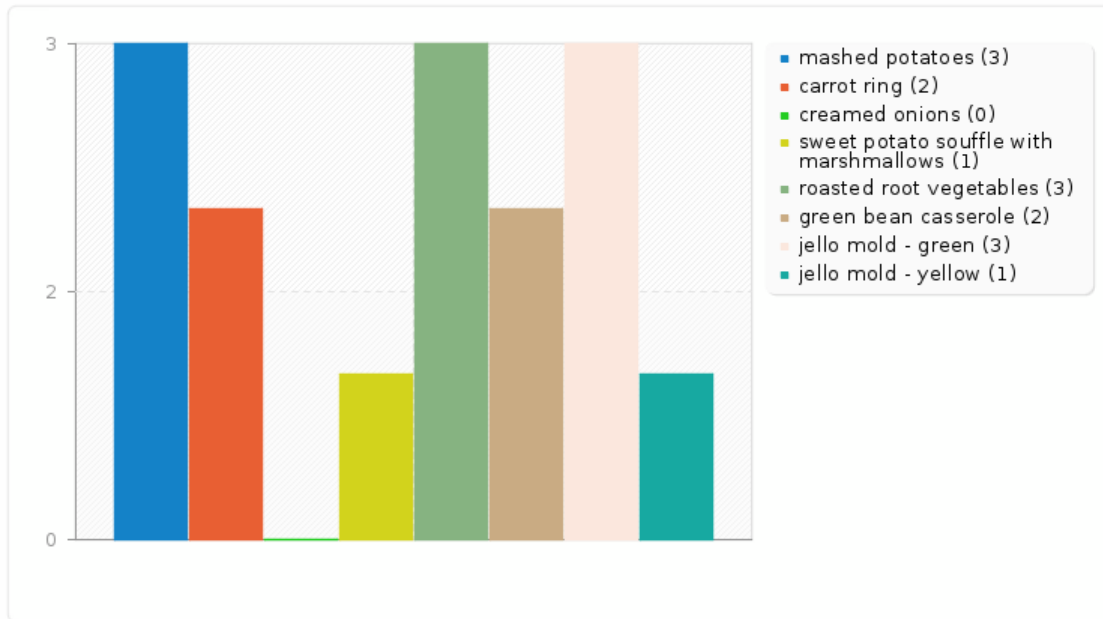
Please rank these side dishes in order of preference. Do note that three sides are not listed due to their overarching appeal. These include: stuffing, cranberry sauce, and gravy. Please also note that side dishes do NOT include appetizers or desserts.[Ranking 4]

Answer	Count	Percentage
mashed potatoes (mp)	3	20.00%
carrot ring (cr)	2	13.33%
creamed onions (co)	0	0.00%
sweet potato souffle with marshmallows (sps)	1	6.67%
roasted root vegetables (rrv)	3	20.00%
green bean casserole (gbc)	2	13.33%
jello mold - green (jmg)	3	20.00%
jello mold - yellow (jmy)	1	6.67%



Field summary for sideranking [4]

Please rank these side dishes in order of preference. Do note that three sides are not listed due to their overarching appeal. These include: stuffing, cranberry sauce, and gravy. Please also note that side dishes do NOT include appetizers or desserts. [Ranking 4]





Field summary for sideranking [5]

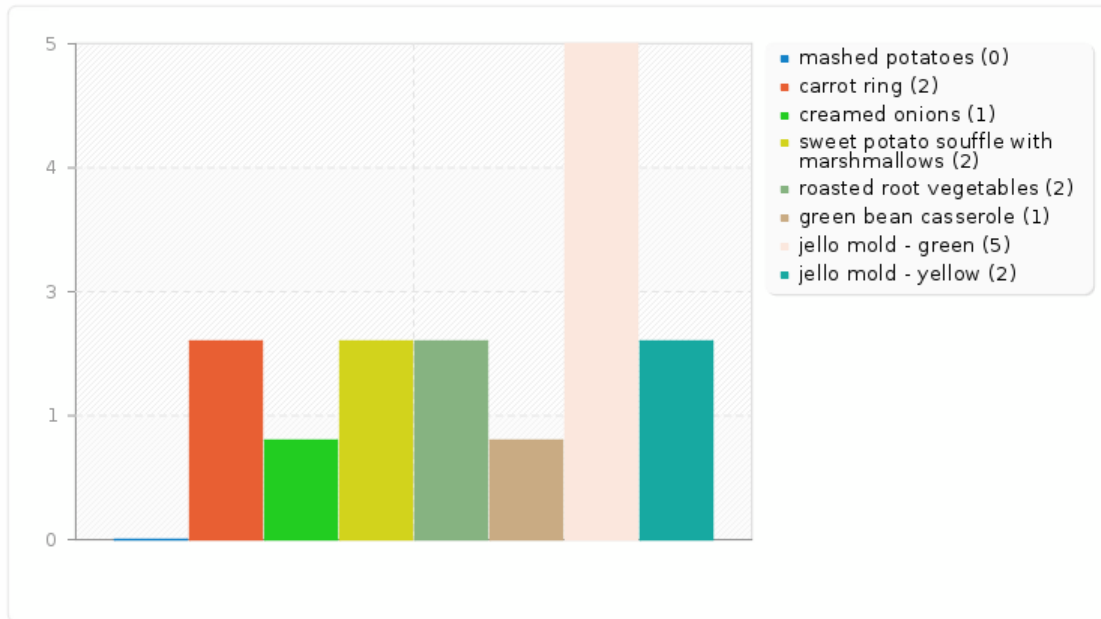
Please rank these side dishes in order of preference. Do note that three sides are not listed due to their overarching appeal. These include: stuffing, cranberry sauce, and gravy. Please also note that side dishes do NOT include appetizers or desserts.[Ranking 5]

Answer	Count	Percentage
mashed potatoes (mp)	0	0.00%
carrot ring (cr)	2	13.33%
creamed onions (co)	1	6.67%
sweet potato souffle with marshmallows (sps)	2	13.33%
roasted root vegetables (rrv)	2	13.33%
green bean casserole (gbc)	1	6.67%
jello mold - green (jmg)	5	33.33%
jello mold - yellow (jmy)	2	13.33%



Field summary for sideranking [5]

Please rank these side dishes in order of preference. Do note that three sides are not listed due to their overarching appeal. These include: stuffing, cranberry sauce, and gravy. Please also note that side dishes do NOT include appetizers or desserts. [Ranking 5]





Field summary for sideranking [6]

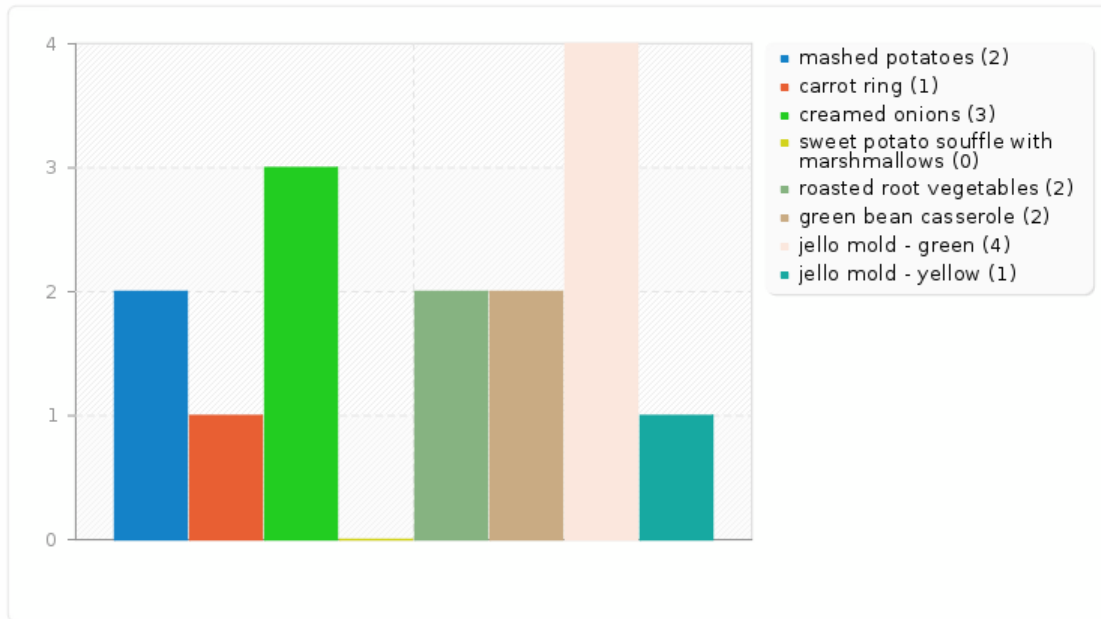
Please rank these side dishes in order of preference. Do note that three sides are not listed due to their overarching appeal. These include: stuffing, cranberry sauce, and gravy. Please also note that side dishes do NOT include appetizers or desserts.[Ranking 6]

Answer	Count	Percentage
mashed potatoes (mp)	2	13.33%
carrot ring (cr)	1	6.67%
creamed onions (co)	3	20.00%
sweet potato souffle with marshmallows (sps)	0	0.00%
roasted root vegetables (rrv)	2	13.33%
green bean casserole (gbc)	2	13.33%
jello mold - green (jmg)	4	26.67%
jello mold - yellow (jmy)	1	6.67%



Field summary for sideranking [6]

Please rank these side dishes in order of preference. Do note that three sides are not listed due to their overarching appeal. These include: stuffing, cranberry sauce, and gravy. Please also note that side dishes do NOT include appetizers or desserts. [Ranking 6]





Field summary for sideranking [7]

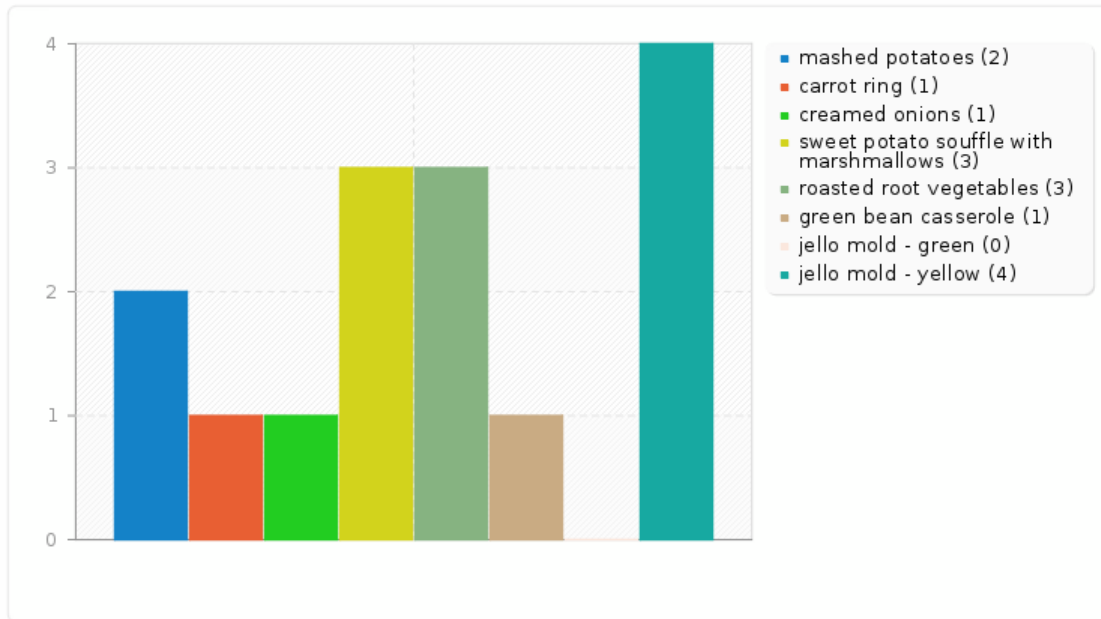
Please rank these side dishes in order of preference. Do note that three sides are not listed due to their overarching appeal. These include: stuffing, cranberry sauce, and gravy. Please also note that side dishes do NOT include appetizers or desserts.[Ranking 7]

Answer	Count	Percentage
mashed potatoes (mp)	2	13.33%
carrot ring (cr)	1	6.67%
creamed onions (co)	1	6.67%
sweet potato souffle with marshmallows (sps)	3	20.00%
roasted root vegetables (rrv)	3	20.00%
green bean casserole (gbc)	1	6.67%
jello mold - green (jmg)	0	0.00%
jello mold - yellow (jmy)	4	26.67%



Field summary for sideranking [7]

Please rank these side dishes in order of preference. Do note that three sides are not listed due to their overarching appeal. These include: stuffing, cranberry sauce, and gravy. Please also note that side dishes do NOT include appetizers or desserts. [Ranking 7]





Field summary for sideranking [8]

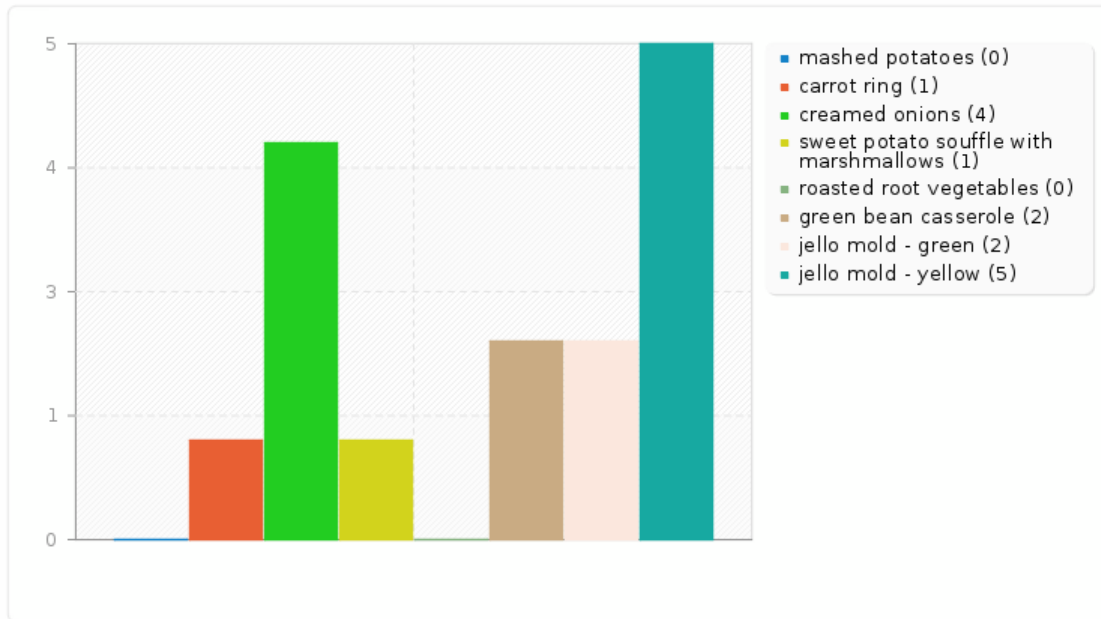
Please rank these side dishes in order of preference. Do note that three sides are not listed due to their overarching appeal. These include: stuffing, cranberry sauce, and gravy. Please also note that side dishes do NOT include appetizers or desserts.[Ranking 8]

Answer	Count	Percentage
mashed potatoes (mp)	0	0.00%
carrot ring (cr)	1	6.67%
creamed onions (co)	4	26.67%
sweet potato souffle with marshmallows (sps)	1	6.67%
roasted root vegetables (rrv)	0	0.00%
green bean casserole (gbc)	2	13.33%
jello mold - green (jmg)	2	13.33%
jello mold - yellow (jmy)	5	33.33%



Field summary for sideranking [8]

Please rank these side dishes in order of preference. Do note that three sides are not listed due to their overarching appeal. These include: stuffing, cranberry sauce, and gravy. Please also note that side dishes do NOT include appetizers or desserts. [Ranking 8]





Field summary for sideother

Whoa! Hang on there, Sparky. You forgot my favorite side dish, which is...

Answer	Count	Percentage
Answer	11	73.33%
No answer	4	26.67%

ID	Response
8	creamed onion
12	Pearl onions
13	extra peas on the carrot ring and extra marshmellow on the sweet potato
35	I really want Mashed potatoes
20	censored
24	censored
25	A green vegetable that isn't a bean.
27	Butternut squash
34	make the Jello now so it will be moldy by Thanksgiving.
41	potatoes and fennel
42	potato with fennel



Field summary for prib

We're seriously considering ADDING a standing rib roast to the turkey-dominated main course category. Please choose the option that BEST applies to you.

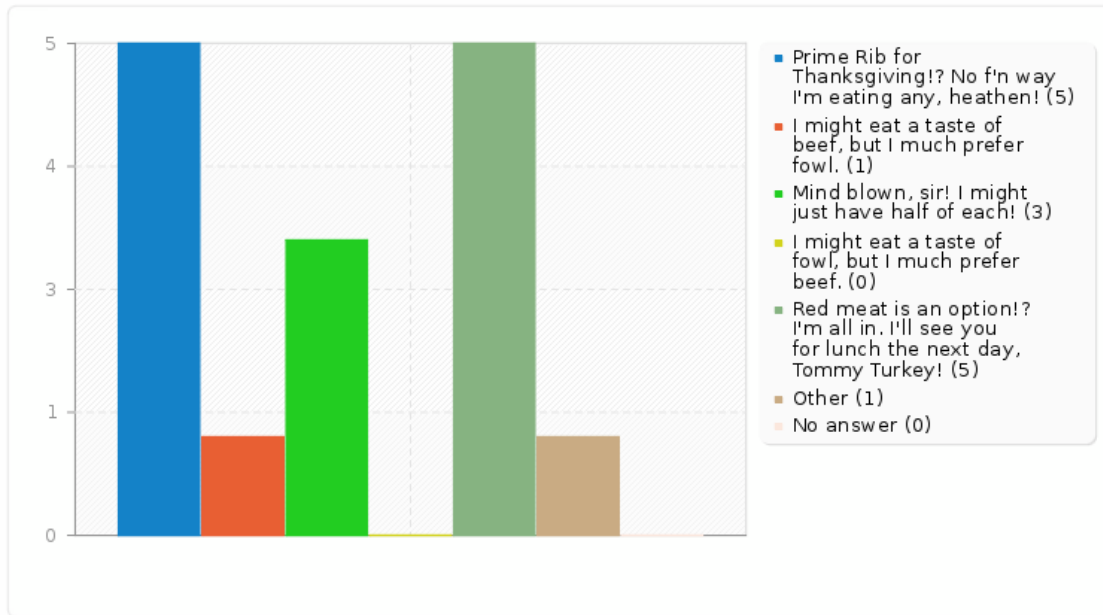
Answer	Count	Percentage
Prime Rib for Thanksgiving!? No f'n way I'm eating any, heathen! (rb1)	5	33.33%
I might eat a taste of beef, but I much prefer fowl. (rb2)	1	6.67%
Mind blown, sir! I might just have half of each! (rb3)	3	20.00%
I might eat a taste of fowl, but I much prefer beef. (rb4)	0	0.00%
Red meat is an option!? I'm all in. I'll see you for lunch the next day, Tommy Turkey! (rb5)	5	33.33%
Other	1	6.67%
No answer	0	0.00%

ID	Response
34	save the Prime Rib for another time - too good to share the spotlight with Turkey



Field summary for prib

We're seriously considering ADDING a standing rib roast to the turkey-dominated main course category. Please choose the option that BEST applies to you.





Field summary for prsauce

Prime rib needs no stinking garnish, but we'll ask anyway.

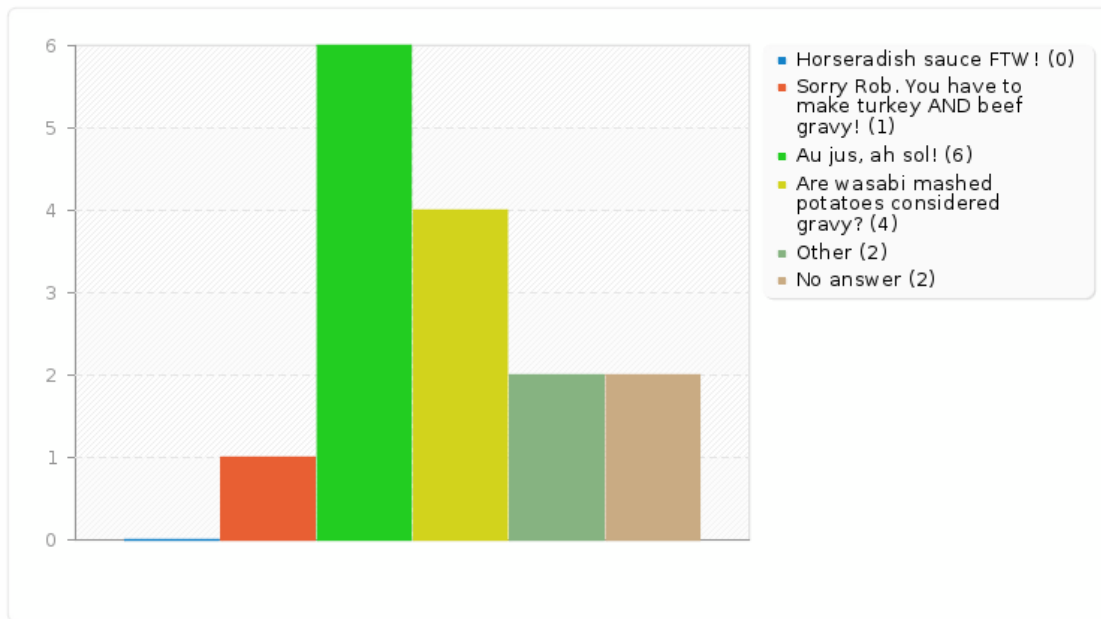
Answer	Count	Percentage
Horseradish sauce FTW! (prs)	0	0.00%
Sorry Rob. You have to make turkey AND beef gravy! (prs1)	1	6.67%
Au jus, ah sol! (prs2)	6	40.00%
Are wasabi mashed potatoes considered gravy? (prs3)	4	26.67%
Other	2	13.33%
No answer	2	13.33%

ID	Response
34	see above
41	no beef



Field summary for prsauce

Prime rib needs no stinking garnish, but we'll ask anyway.





Field summary for oysters

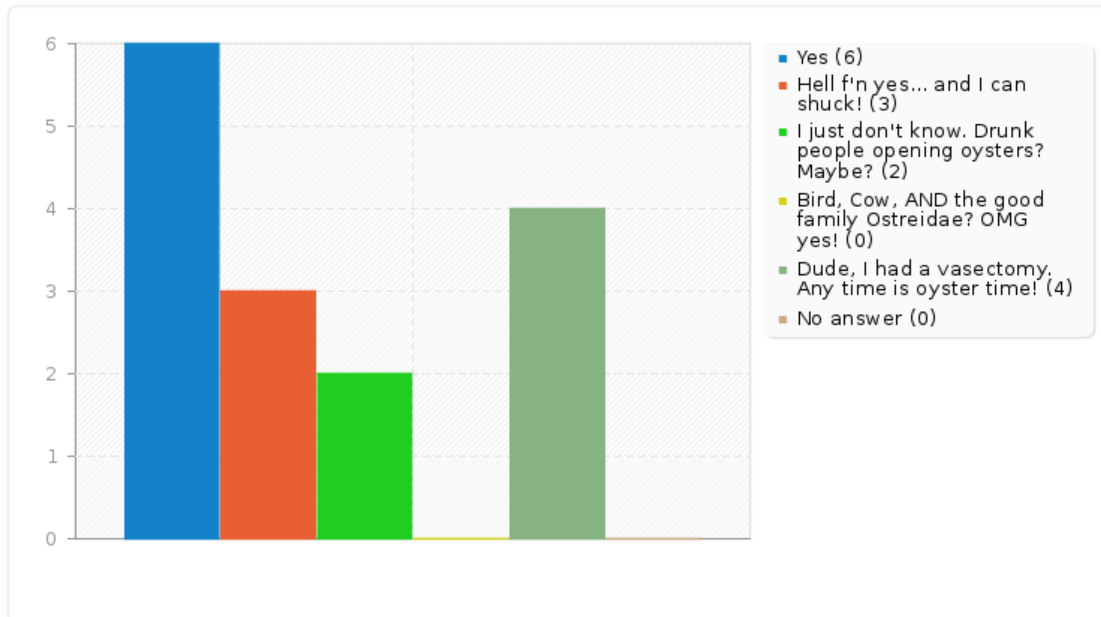
Should we try to get raw oysters this year?

Answer	Count	Percentage
Yes (A1)	6	40.00%
Hell f'n yes... and I can shuck! (A2)	3	20.00%
I just don't know. Drunk people opening oysters? Maybe? (A3)	2	13.33%
Bird, Cow, AND the good family Ostreidae? OMG yes! (A4)	0	0.00%
Dude, I had a vasectomy. Any time is oyster time! (A5)	4	26.67%
No answer	0	0.00%



Field summary for oysters

Should we try to get raw oysters this year?





Field summary for table

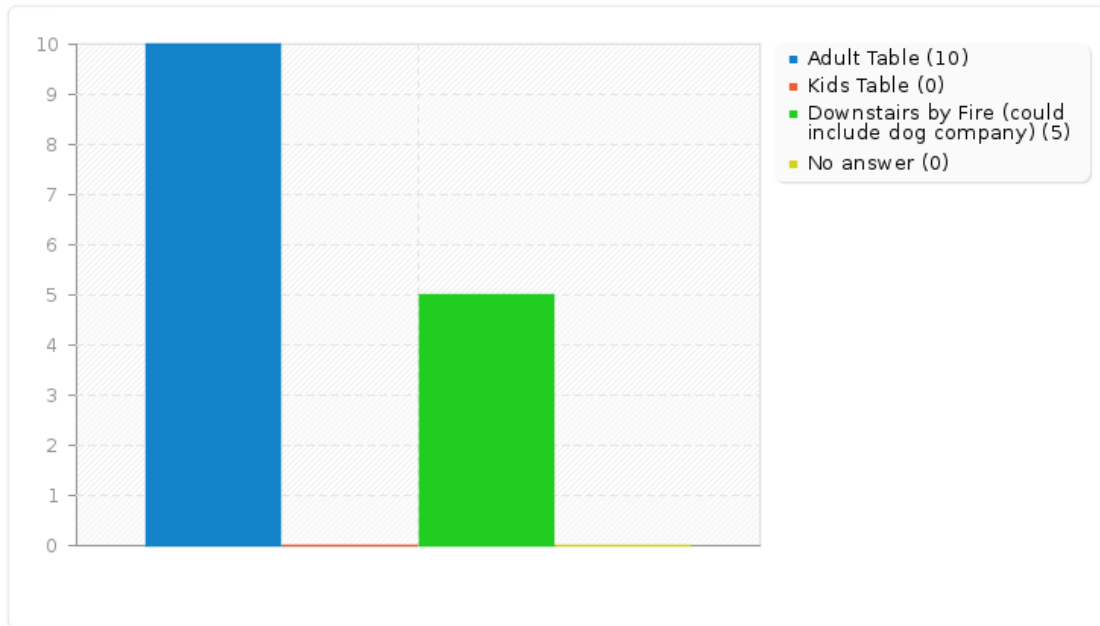
At which table should we seat you?

Answer	Count	Percentage
Adult Table (A1)	10	66.67%
Kids Table (A2)	0	0.00%
Downstairs by Fire (could include dog company) (A3)	5	33.33%
No answer	0	0.00%



Field summary for table

At which table should we seat you?





Field summary for gluten

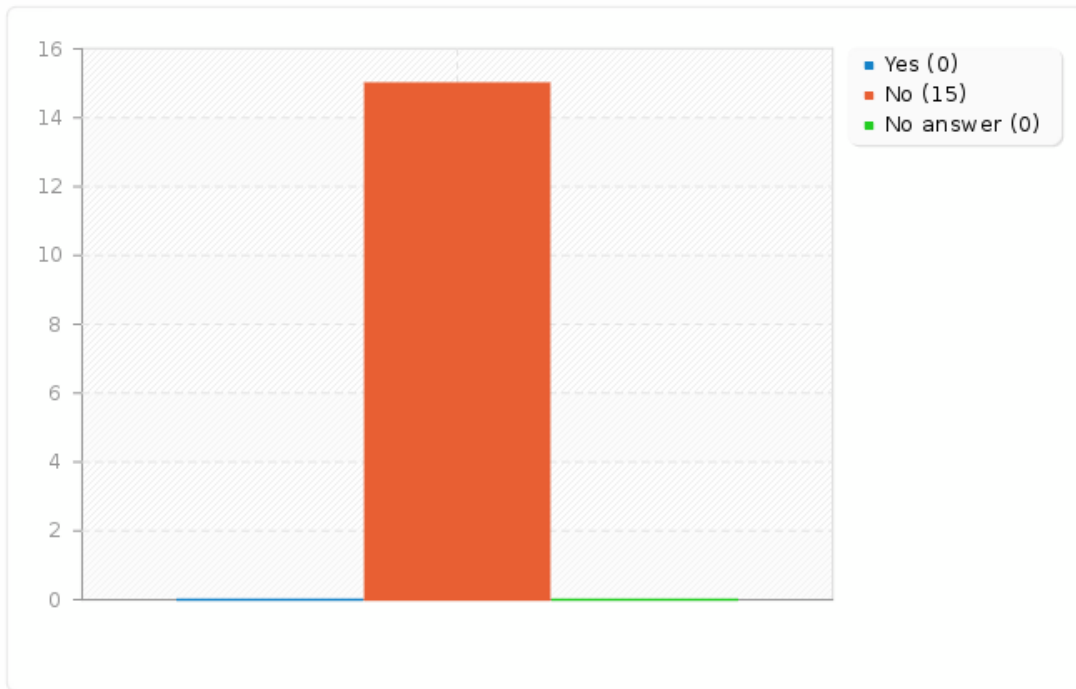
Are you currently gluten-free?

Answer	Count	Percentage
Yes (Y)	0	0.00%
No (N)	15	100.00%
No answer	0	0.00%



Field summary for gluten

Are you currently gluten-free?





Field summary for skills

Which skills do you possess?

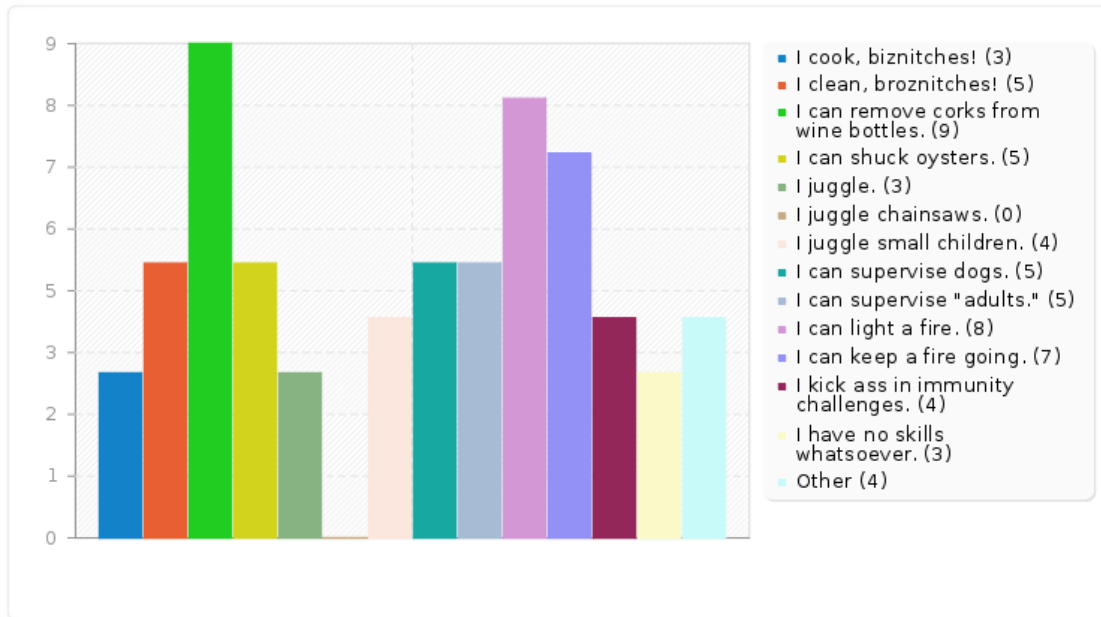
Answer	Count	Percentage
I cook, biznitches! (SQ001)	3	20.00%
I clean, broznitches! (SQ002)	5	33.33%
I can remove corks from wine bottles. (SQ003)	9	60.00%
I can shuck oysters. (SQ004)	5	33.33%
I juggle. (SQ005)	3	20.00%
I juggle chainsaws. (SQ006)	0	0.00%
I juggle small children. (SQ007)	4	26.67%
I can supervise dogs. (SQ008)	5	33.33%
I can supervise "adults." (SQ010)	5	33.33%
I can light a fire. (SQ011)	8	53.33%
I can keep a fire going. (SQ012)	7	46.67%
I kick ass in immunity challenges. (SQ013)	4	26.67%
I have no skills whatsoever. (SQ009)	3	20.00%
Other	4	26.67%

ID	Response
8	sketch artist, portraits
34	annoying Max
32	Nap after eating excessively
42	off this year from everything



Field summary for skills

Which skills do you possess?





Field summary for vggq(SQ001)

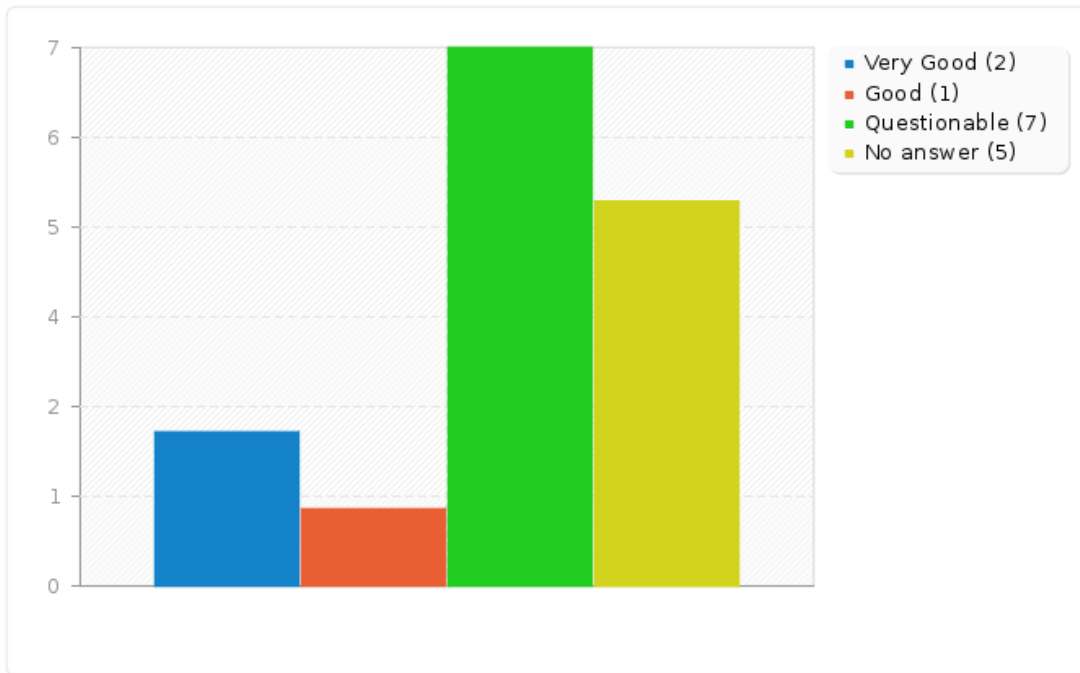
Please choose the appropriate grade for the following. [No AFC teams playing this Thanksgiving]

Answer	Count	Percentage
Very Good (vgood)	2	13.33%
Good (good)	1	6.67%
Questionable (quest)	7	46.67%
No answer	5	33.33%



Field summary for vggq(SQ001)

Please choose the appropriate grade for the following. [No AFC teams playing this Thanksgiving]





Field summary for vggq(SQ021)

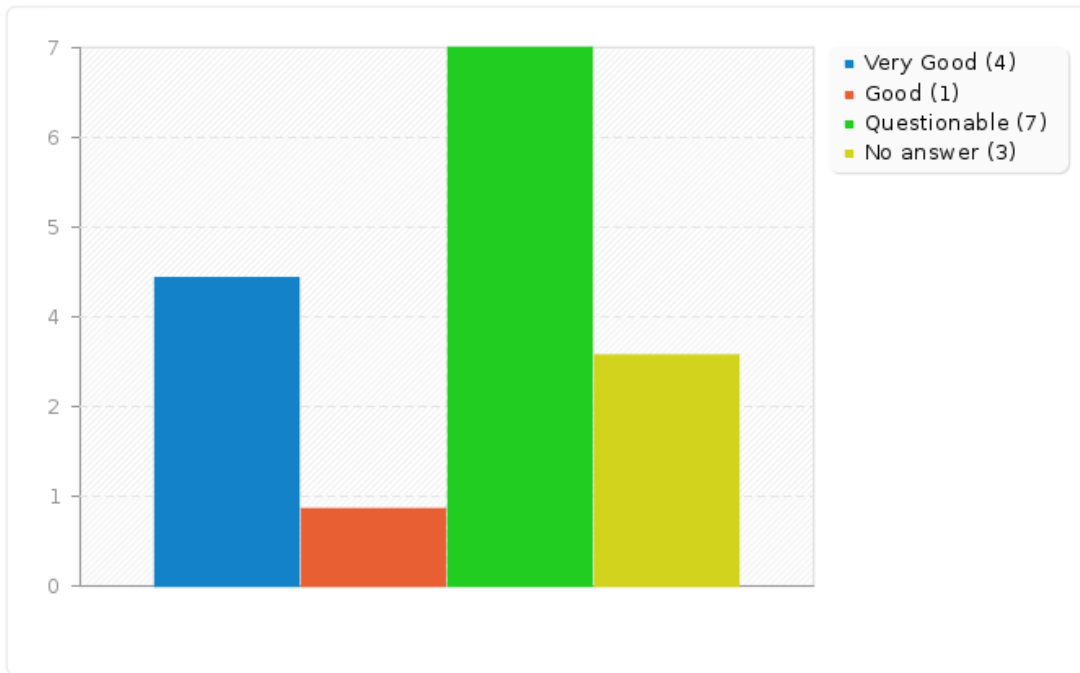
Please choose the appropriate grade for the following. [Macy's Thanksgiving Day Parade]

Answer	Count	Percentage
Very Good (vgood)	4	26.67%
Good (good)	1	6.67%
Questionable (quest)	7	46.67%
No answer	3	20.00%



Field summary for vggq(SQ021)

Please choose the appropriate grade for the following. [Macy's Thanksgiving Day Parade]





Field summary for vggq(SQ002)

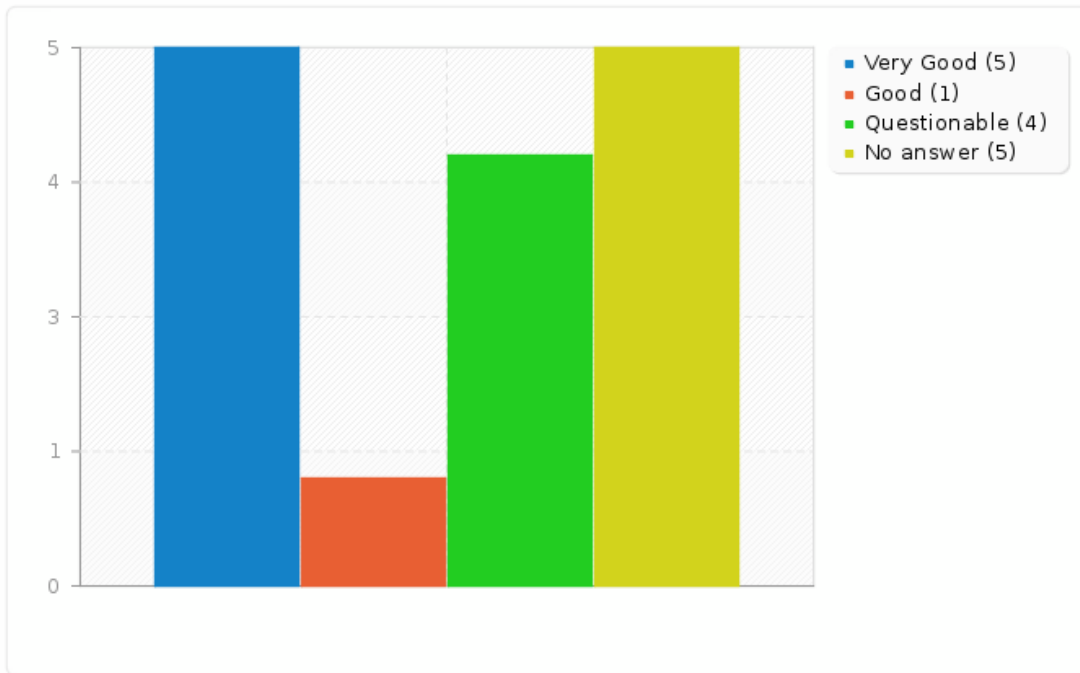
Please choose the appropriate grade for the following. [Tecmo Bowl on the Wii]

Answer	Count	Percentage
Very Good (vgood)	5	33.33%
Good (good)	1	6.67%
Questionable (quest)	4	26.67%
No answer	5	33.33%



Field summary for vggq(SQ002)

Please choose the appropriate grade for the following. [Tecmo Bowl on the Wii]





Field summary for vggq(SQ022)

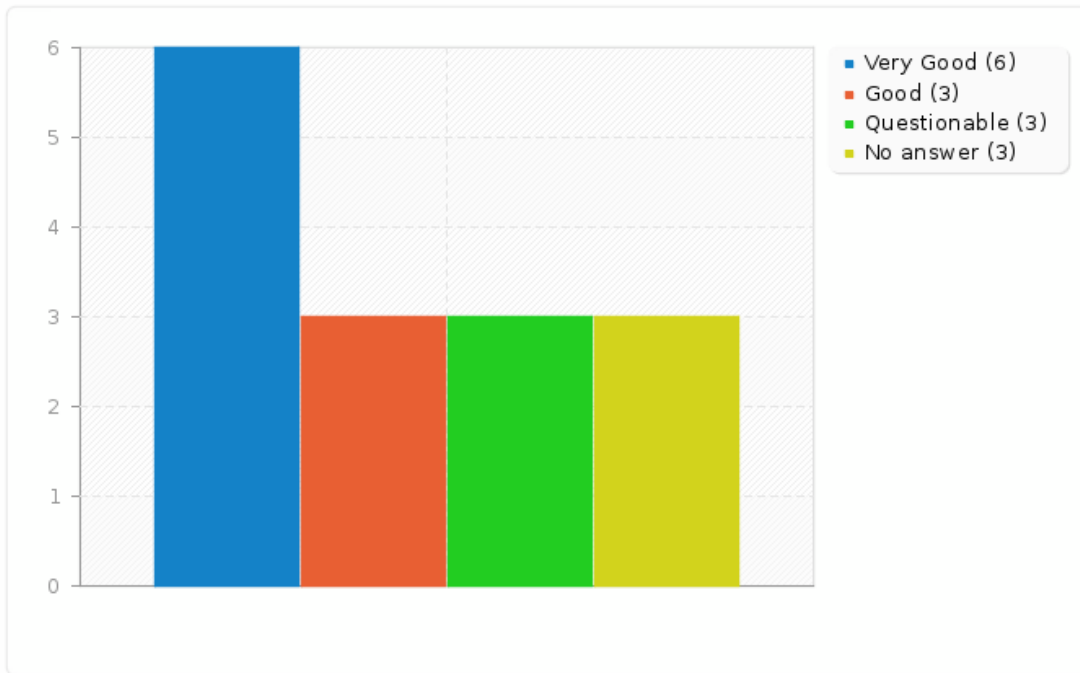
Please choose the appropriate grade for the following. [Bowling on the Wii]

Answer	Count	Percentage
Very Good (vgood)	6	40.00%
Good (good)	3	20.00%
Questionable (quest)	3	20.00%
No answer	3	20.00%



Field summary for vggq(SQ022)

Please choose the appropriate grade for the following. [Bowling on the Wii]





Field summary for vggq(SQ003)

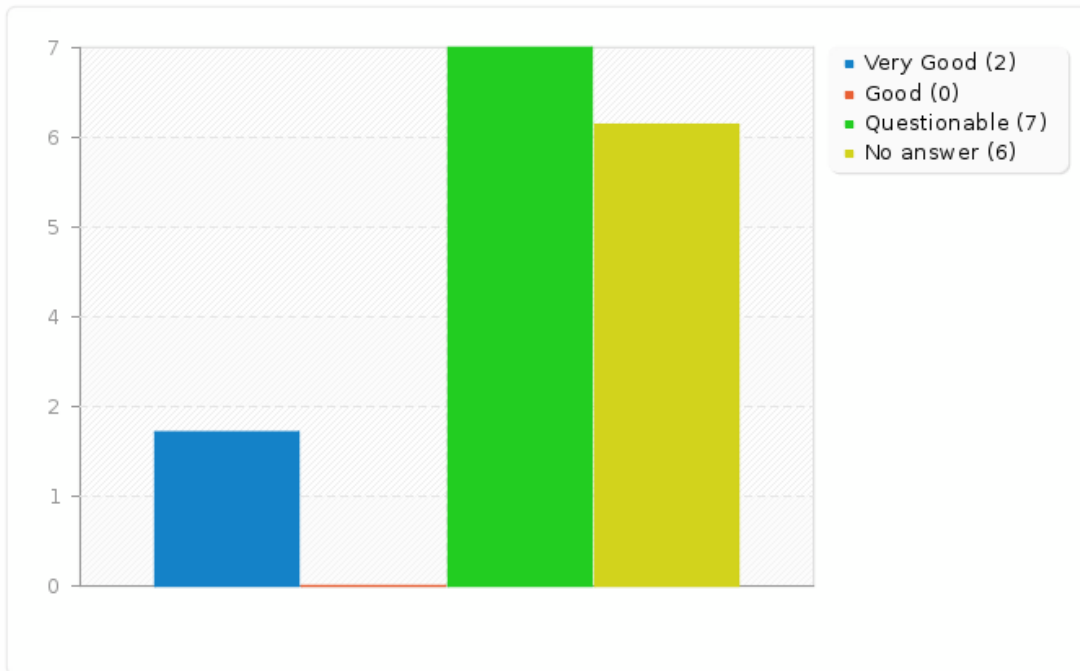
Please choose the appropriate grade for the following. [Teters not bringing
Heady Topper despite living right near VT]

Answer	Count	Percentage
Very Good (vgood)	2	13.33%
Good (good)	0	0.00%
Questionable (quest)	7	46.67%
No answer	6	40.00%



Field summary for vggq(SQ003)

Please choose the appropriate grade for the following. [Teters not bringing Heady Topper despite living right near VT]





Field summary for vggq(SQ007)

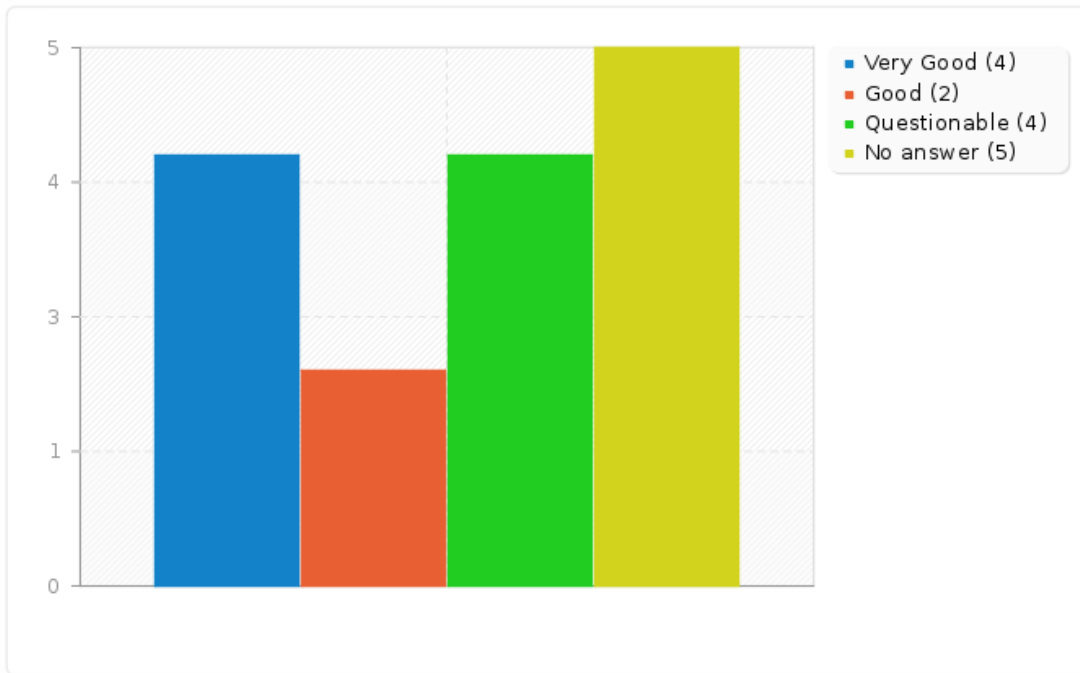
Please choose the appropriate grade for the following. [Jackson on your lap]

Answer	Count	Percentage
Very Good (vgood)	4	26.67%
Good (good)	2	13.33%
Questionable (quest)	4	26.67%
No answer	5	33.33%



Field summary for vggq(SQ007)

Please choose the appropriate grade for the following. [Jackson on your lap]





Field summary for vggq(SQ004)

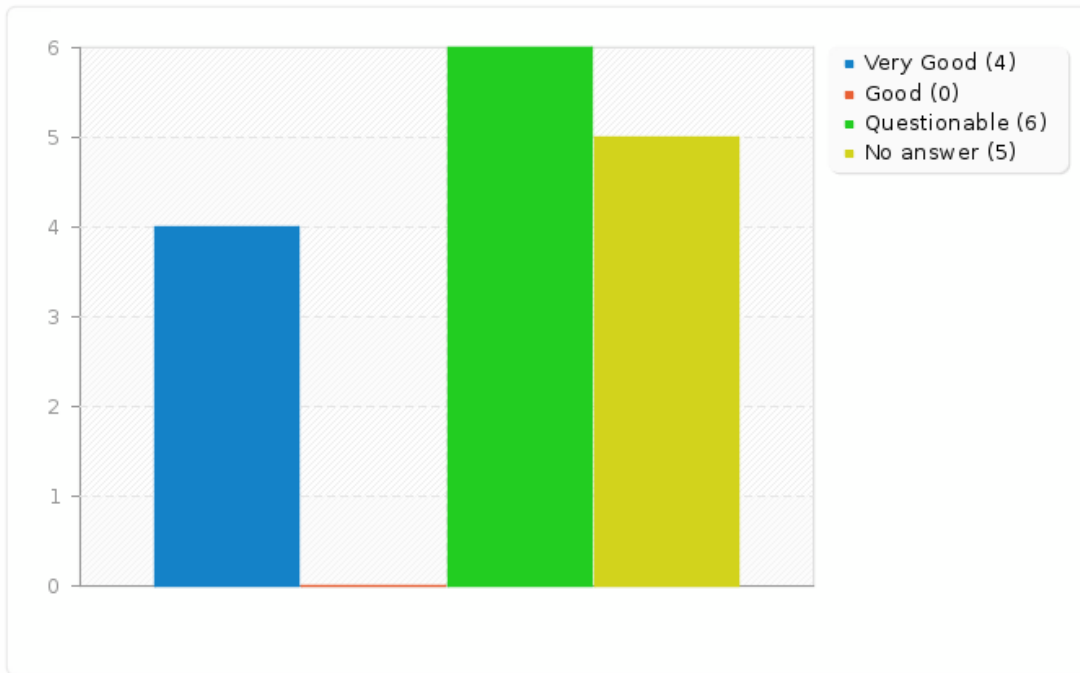
Please choose the appropriate grade for the following. [Hogan on your lap]

Answer	Count	Percentage
Very Good (vgood)	4	26.67%
Good (good)	0	0.00%
Questionable (quest)	6	40.00%
No answer	5	33.33%



Field summary for vggq(SQ004)

Please choose the appropriate grade for the following. [Hogan on your lap]





Field summary for vggq(SQ029)

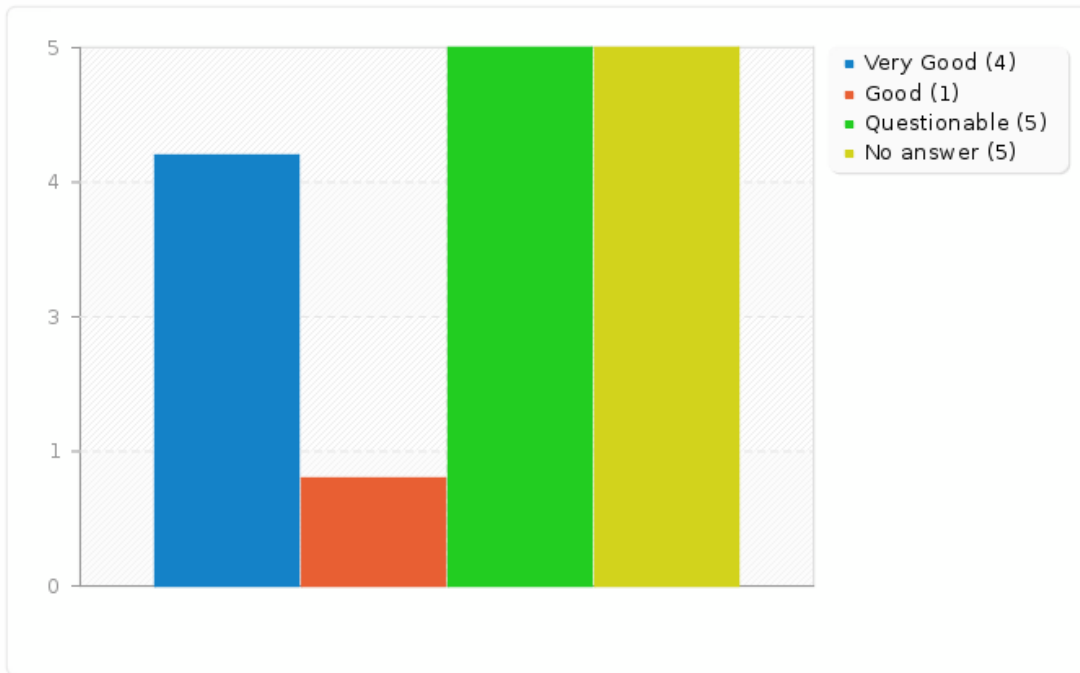
Please choose the appropriate grade for the following. [Porter on your lap]

Answer	Count	Percentage
Very Good (vgood)	4	26.67%
Good (good)	1	6.67%
Questionable (quest)	5	33.33%
No answer	5	33.33%



Field summary for vggq(SQ029)

Please choose the appropriate grade for the following. [Porter on your lap]





Field summary for vggq(SQ005)

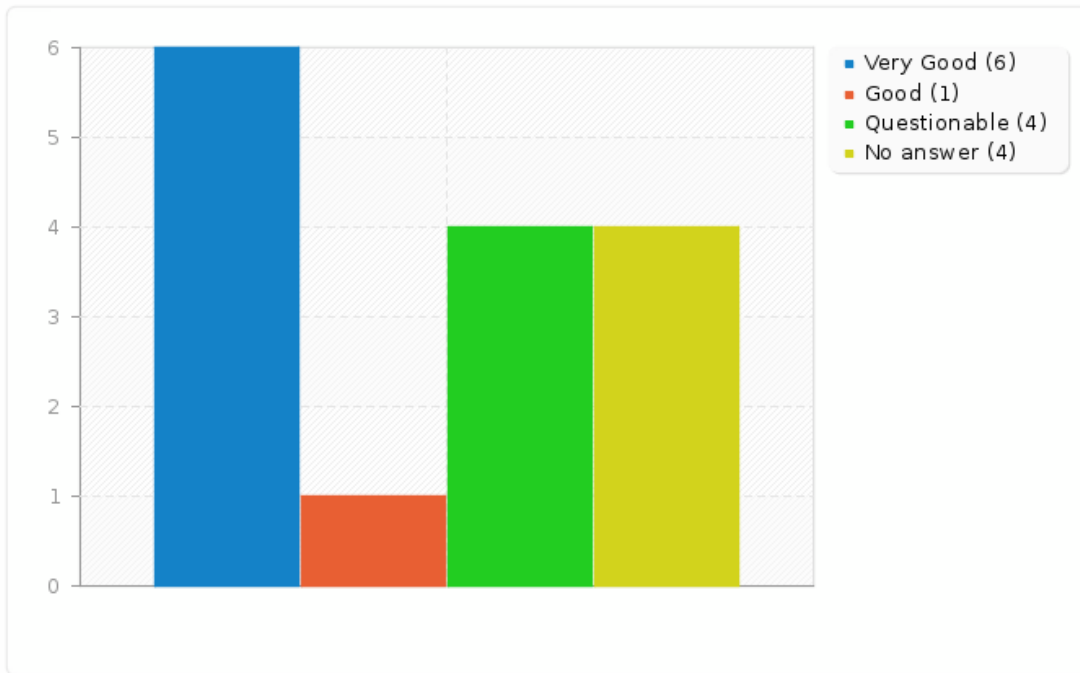
Please choose the appropriate grade for the following. [Gracie on your lap]

Answer	Count	Percentage
Very Good (vgood)	6	40.00%
Good (good)	1	6.67%
Questionable (quest)	4	26.67%
No answer	4	26.67%



Field summary for vggq(SQ005)

Please choose the appropriate grade for the following. [Gracie on your lap]





Field summary for vggq(SQ006)

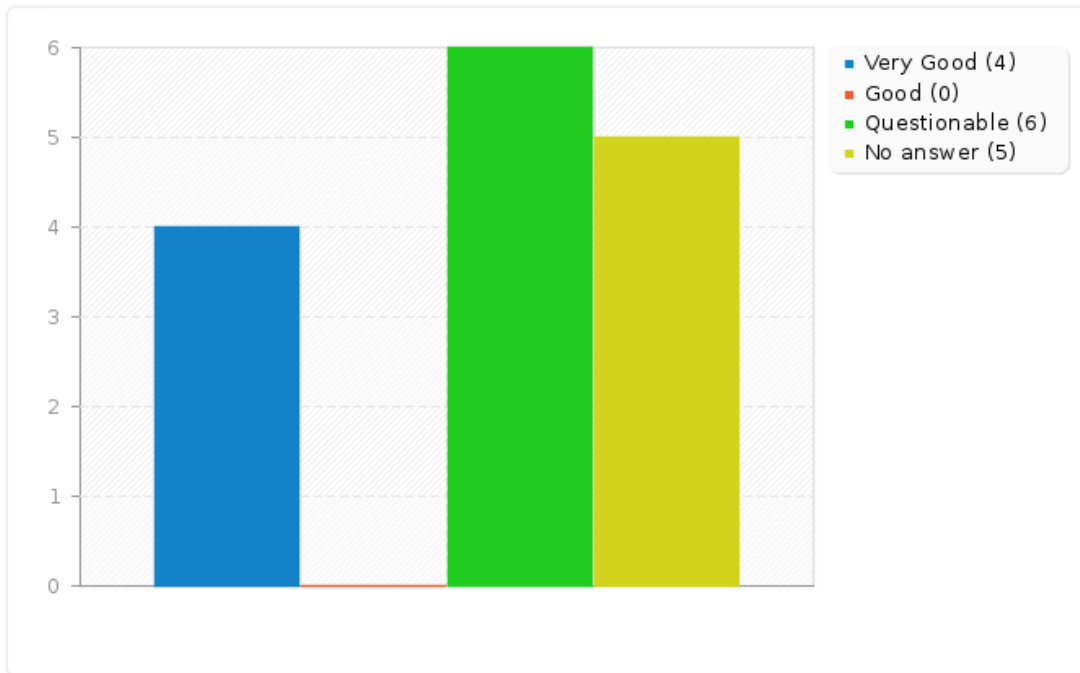
Please choose the appropriate grade for the following. [Nancy on your lap]

Answer	Count	Percentage
Very Good (vgood)	4	26.67%
Good (good)	0	0.00%
Questionable (quest)	6	40.00%
No answer	5	33.33%



Field summary for vggq(SQ006)

Please choose the appropriate grade for the following. [Nancy on your lap]





Field summary for vggq(SQ008)

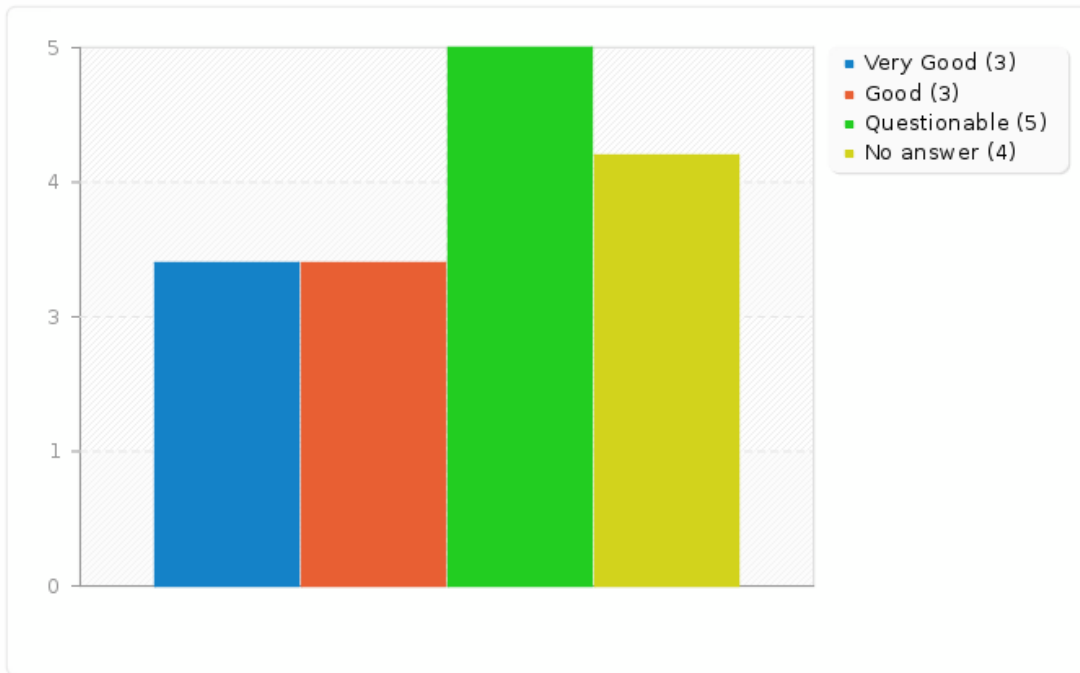
Please choose the appropriate grade for the following. [Scotch (the drink)]

Answer	Count	Percentage
Very Good (vgood)	3	20.00%
Good (good)	3	20.00%
Questionable (quest)	5	33.33%
No answer	4	26.67%



Field summary for vggq(SQ008)

Please choose the appropriate grade for the following. [Scotch (the drink)]





Field summary for vggq(SQ009)

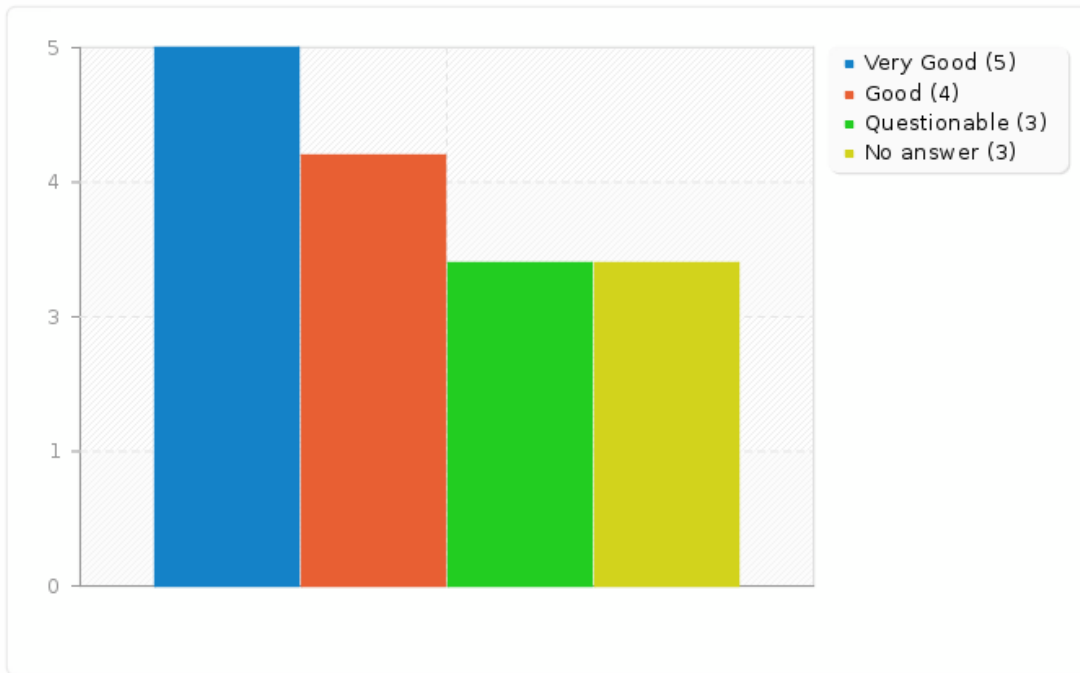
Please choose the appropriate grade for the following. [Beer]

Answer	Count	Percentage
Very Good (vgood)	5	33.33%
Good (good)	4	26.67%
Questionable (quest)	3	20.00%
No answer	3	20.00%



Field summary for vggq(SQ009)

Please choose the appropriate grade for the following. [Beer]





Field summary for vggq(SQ017)

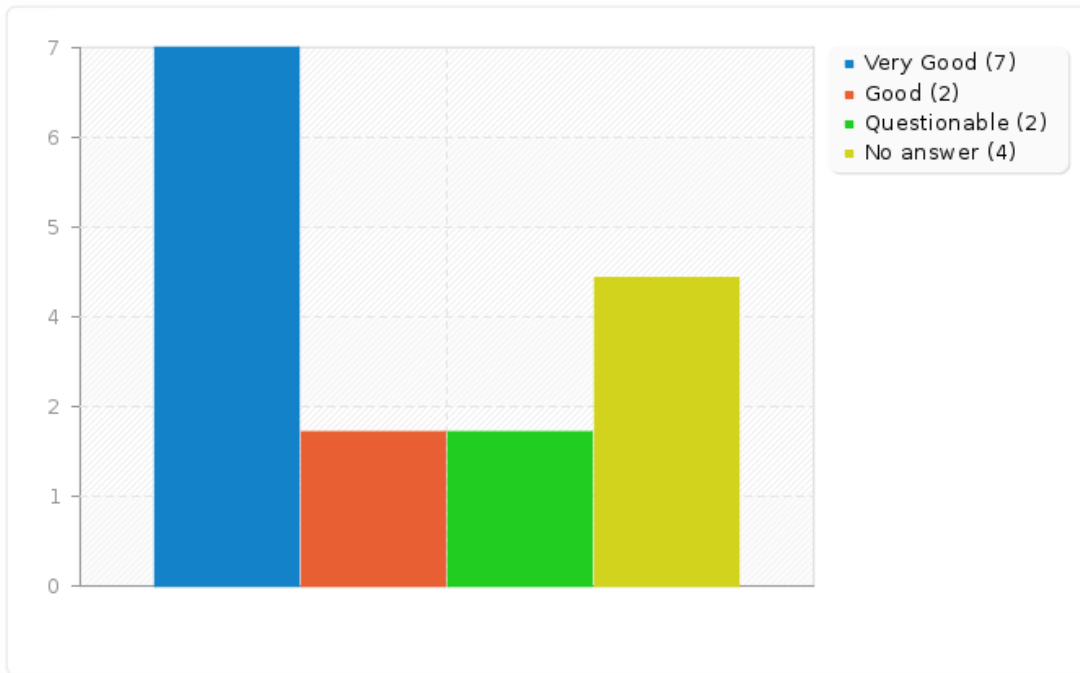
Please choose the appropriate grade for the following. [Home-brewed Beer]

Answer	Count	Percentage
Very Good (vgood)	7	46.67%
Good (good)	2	13.33%
Questionable (quest)	2	13.33%
No answer	4	26.67%



Field summary for vggq(SQ017)

Please choose the appropriate grade for the following. [Home-brewed Beer]





Field summary for vggq(SQ010)

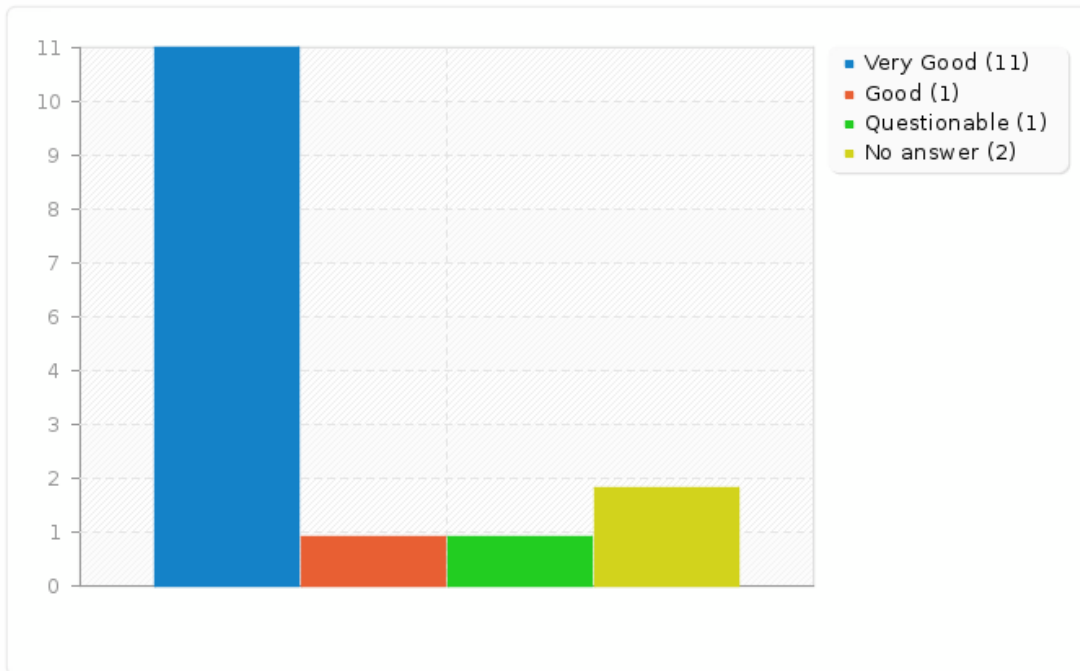
Please choose the appropriate grade for the following. [Wine]

Answer	Count	Percentage
Very Good (vgood)	11	73.33%
Good (good)	1	6.67%
Questionable (quest)	1	6.67%
No answer	2	13.33%



Field summary for vggq(SQ010)

Please choose the appropriate grade for the following. [Wine]





Field summary for vggq(SQ016)

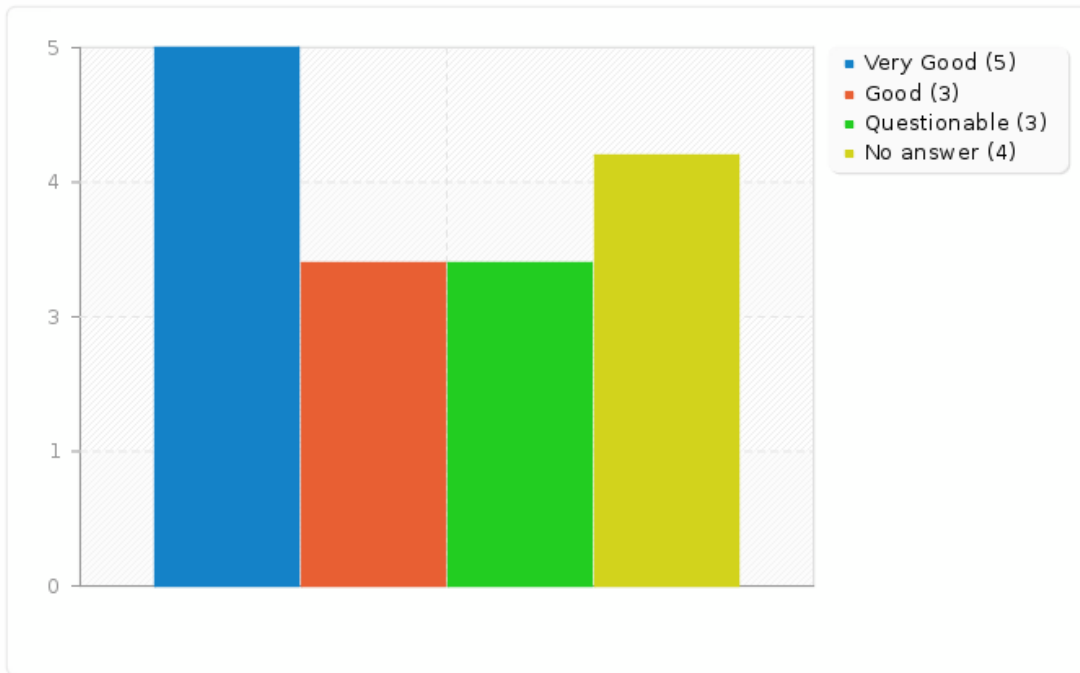
Please choose the appropriate grade for the following. [Vodka (yes, Nancy, very good IS the highest rating!)]

Answer	Count	Percentage
Very Good (vgood)	5	33.33%
Good (good)	3	20.00%
Questionable (quest)	3	20.00%
No answer	4	26.67%



Field summary for vggq(SQ016)

Please choose the appropriate grade for the following. [Vodka (yes, Nancy, very good IS the highest rating!)]





Field summary for vggq(SQ019)

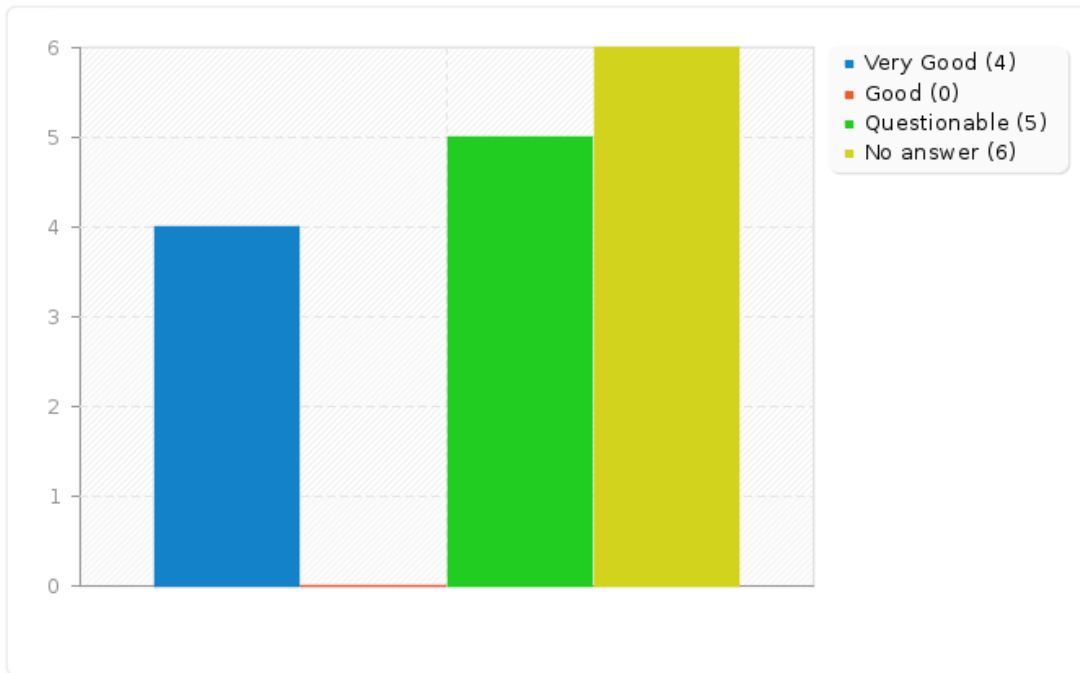
Please choose the appropriate grade for the following. [Gin]

Answer	Count	Percentage
Very Good (vgood)	4	26.67%
Good (good)	0	0.00%
Questionable (quest)	5	33.33%
No answer	6	40.00%



Field summary for vggq(SQ019)

Please choose the appropriate grade for the following. [Gin]





Field summary for vggq(SQ026)

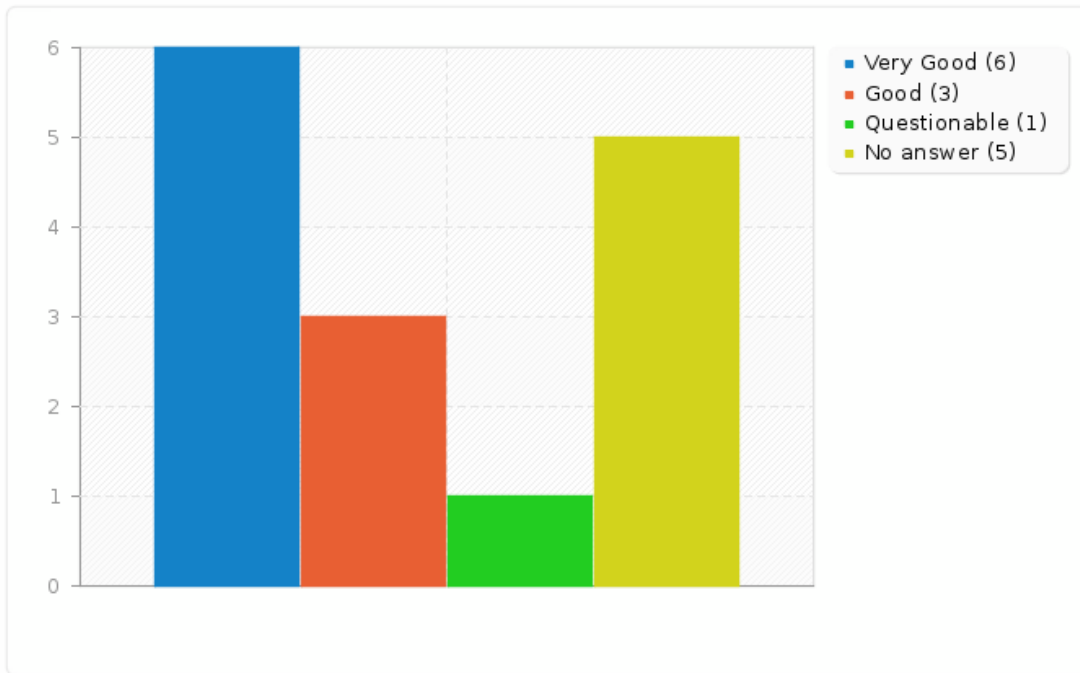
Please choose the appropriate grade for the following. [egg nog]

Answer	Count	Percentage
Very Good (vgood)	6	40.00%
Good (good)	3	20.00%
Questionable (quest)	1	6.67%
No answer	5	33.33%



Field summary for vggq(SQ026)

Please choose the appropriate grade for the following. [egg nog]





Field summary for vggq(SQ027)

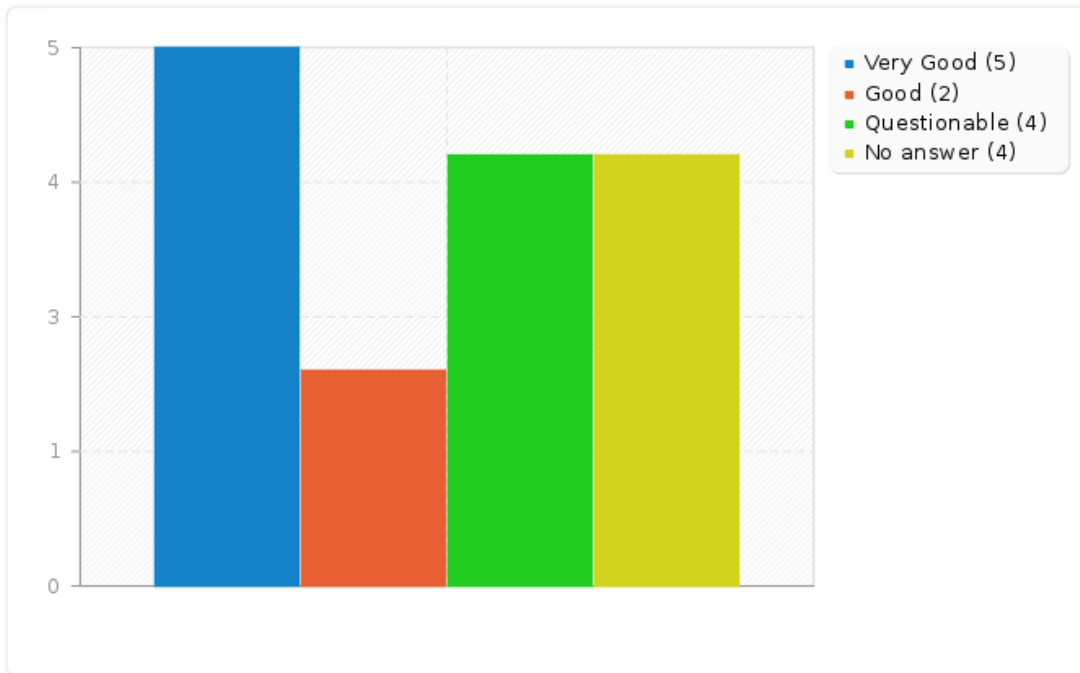
Please choose the appropriate grade for the following. [egg nog and rum]

Answer	Count	Percentage
Very Good (vgood)	5	33.33%
Good (good)	2	13.33%
Questionable (quest)	4	26.67%
No answer	4	26.67%



Field summary for vggq(SQ027)

Please choose the appropriate grade for the following. [egg nog and rum]





Field summary for vggq(SQ028)

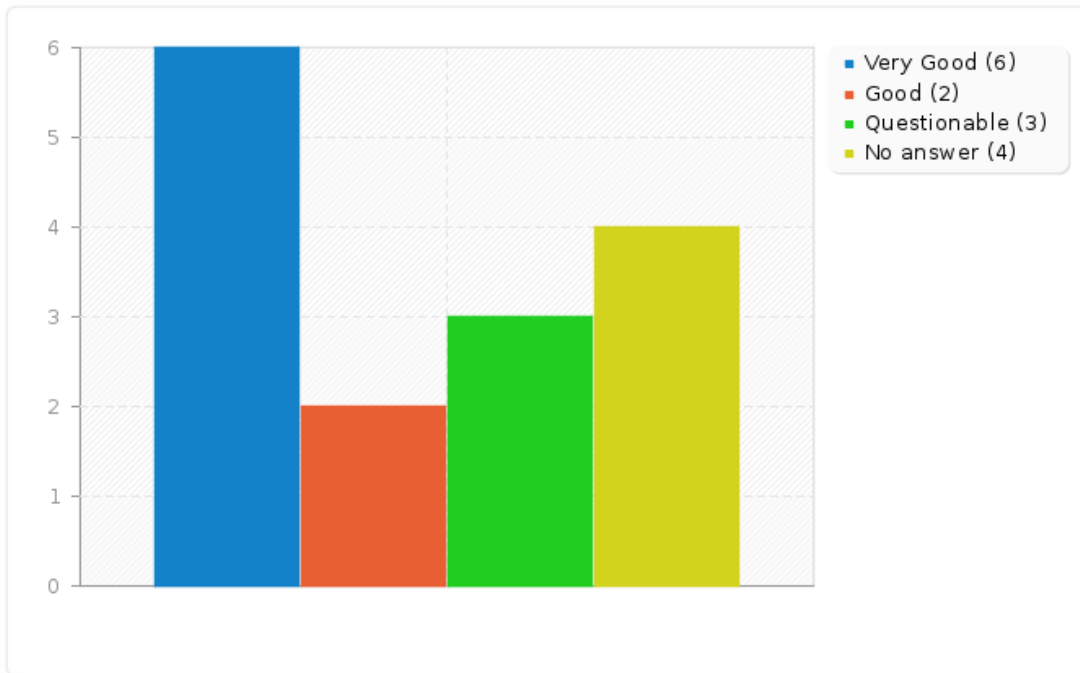
Please choose the appropriate grade for the following. [egg nog and rum and nutmeg]

Answer	Count	Percentage
Very Good (vgood)	6	40.00%
Good (good)	2	13.33%
Questionable (quest)	3	20.00%
No answer	4	26.67%



Field summary for vggq(SQ028)

Please choose the appropriate grade for the following. [egg nog and rum and nutmeg]





Field summary for vggq(SQ011)

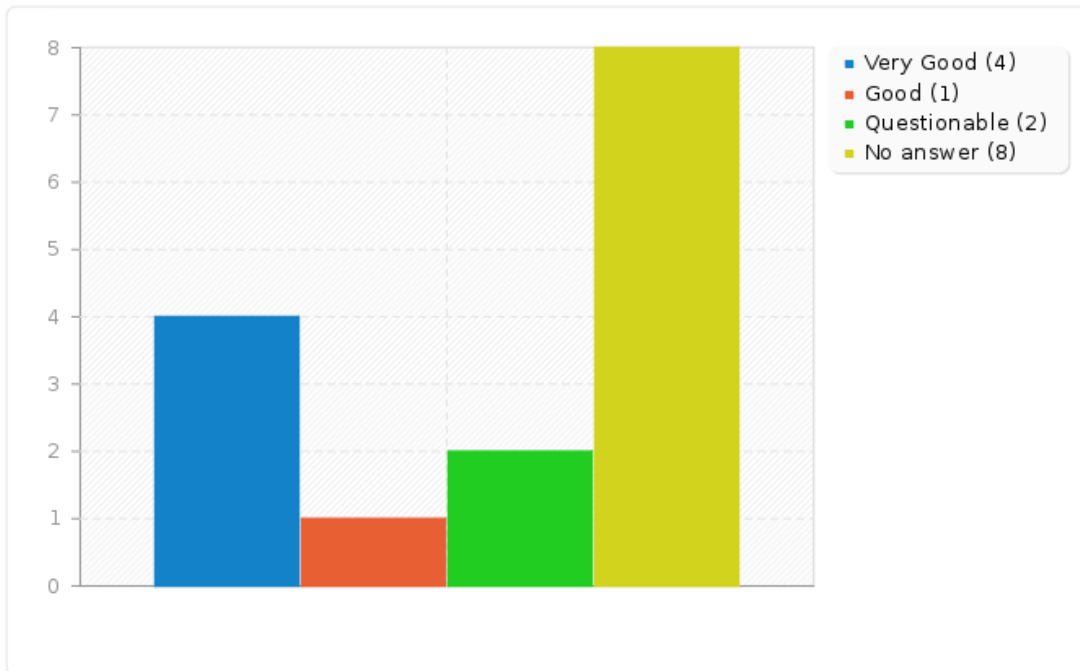
Please choose the appropriate grade for the following. [November Participation]

Answer	Count	Percentage
Very Good (vgood)	4	26.67%
Good (good)	1	6.67%
Questionable (quest)	2	13.33%
No answer	8	53.33%



Field summary for vggq(SQ011)

Please choose the appropriate grade for the following. [Movember Participation]





Field summary for vggq(SQ012)

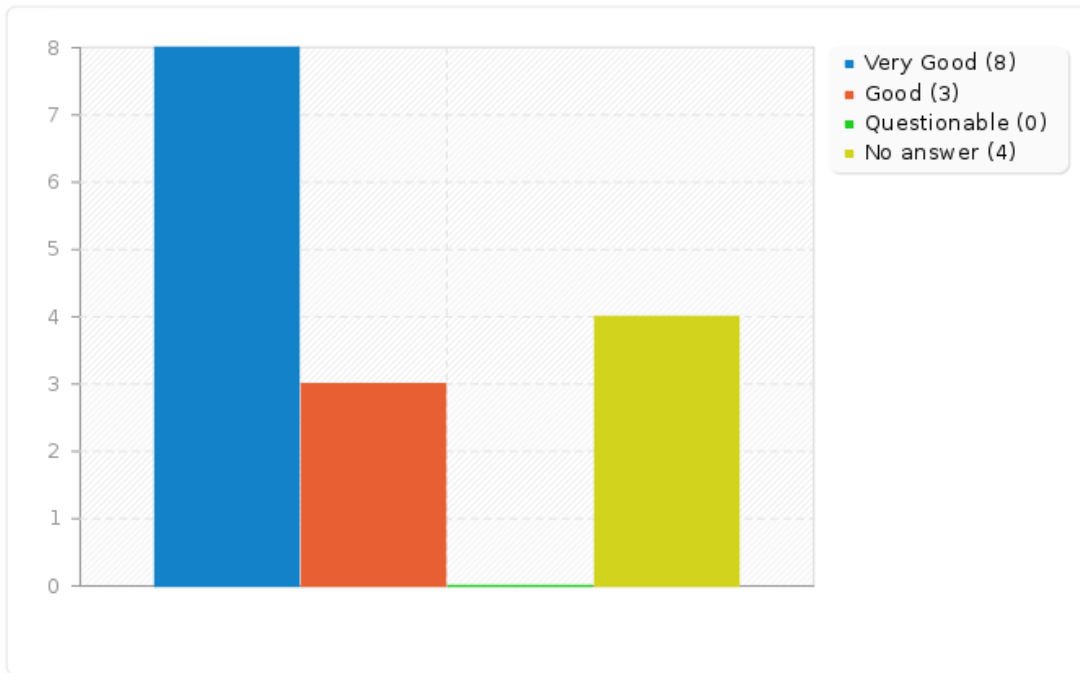
Please choose the appropriate grade for the following. [Betting on hip/knee replacement racers (it's only from the living room to the kitchen and no stairs!)]

Answer	Count	Percentage
Very Good (vgood)	8	53.33%
Good (good)	3	20.00%
Questionable (quest)	0	0.00%
No answer	4	26.67%



Field summary for vggq(SQ012)

Please choose the appropriate grade for the following. [Betting on hip/knee replacement racers (it's only from the living room to the kitchen and no stairs!)]





Field summary for vggq(SQ018)

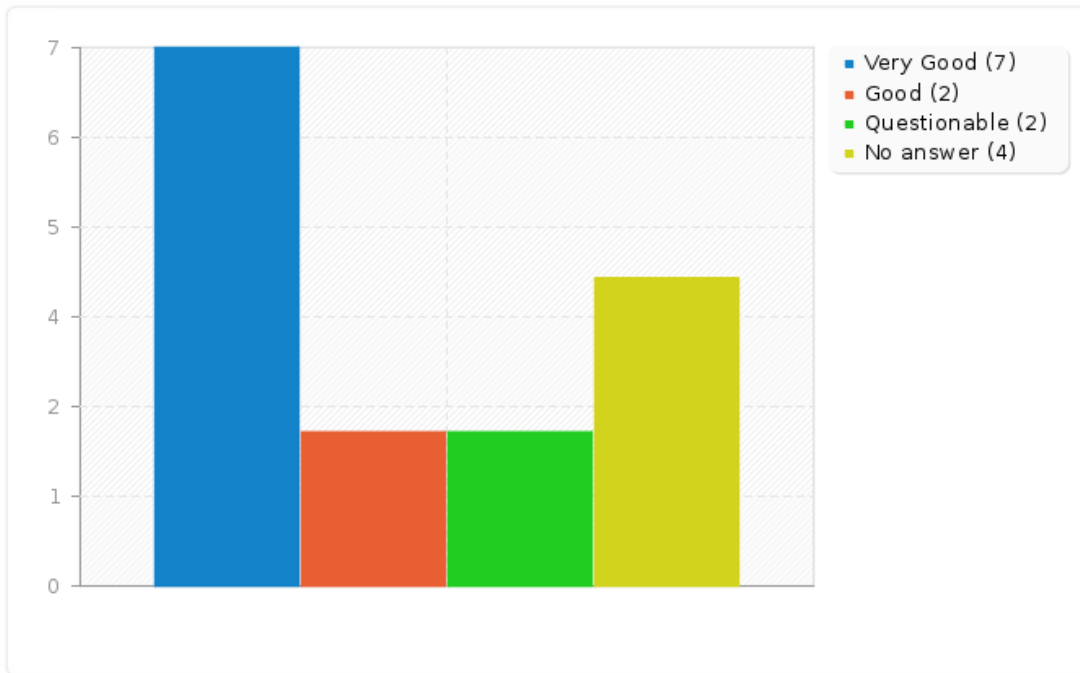
Please choose the appropriate grade for the following. [Making fun of NY]

Answer	Count	Percentage
Very Good (vgood)	7	46.67%
Good (good)	2	13.33%
Questionable (quest)	2	13.33%
No answer	4	26.67%



Field summary for vggq(SQ018)

Please choose the appropriate grade for the following. [Making fun of NY]





Field summary for vggq(SQ013)

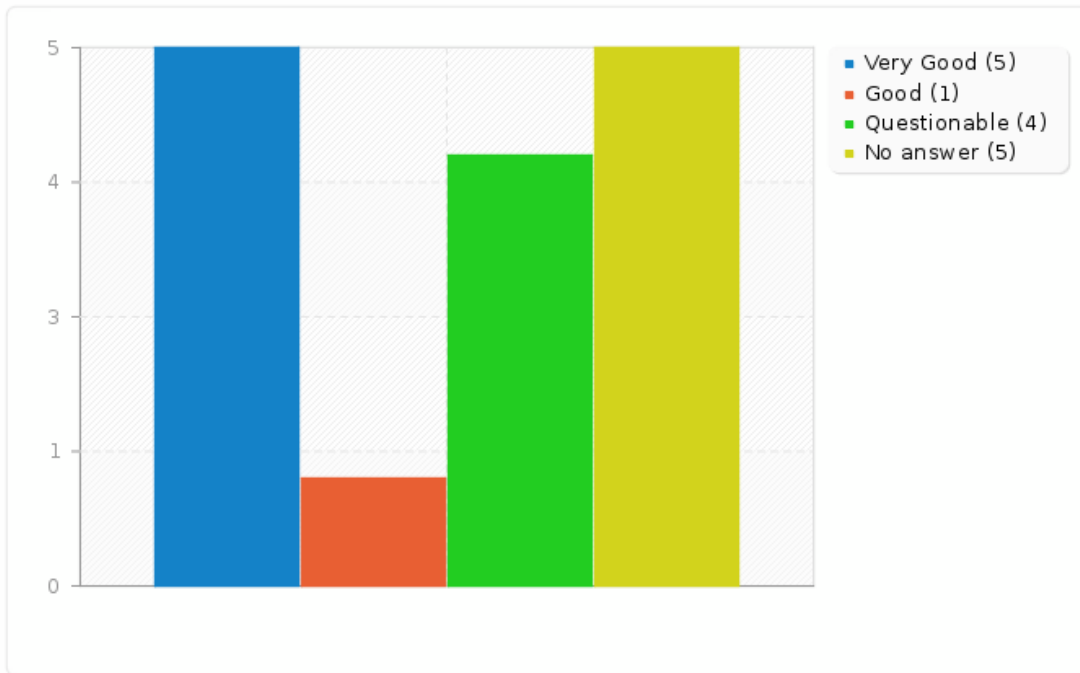
Please choose the appropriate grade for the following. [Making fun of Upstate NY]

Answer	Count	Percentage
Very Good (vgood)	5	33.33%
Good (good)	1	6.67%
Questionable (quest)	4	26.67%
No answer	5	33.33%



Field summary for vggq(SQ013)

Please choose the appropriate grade for the following. [Making fun of Upstate NY]





Field summary for vggq(SQ014)

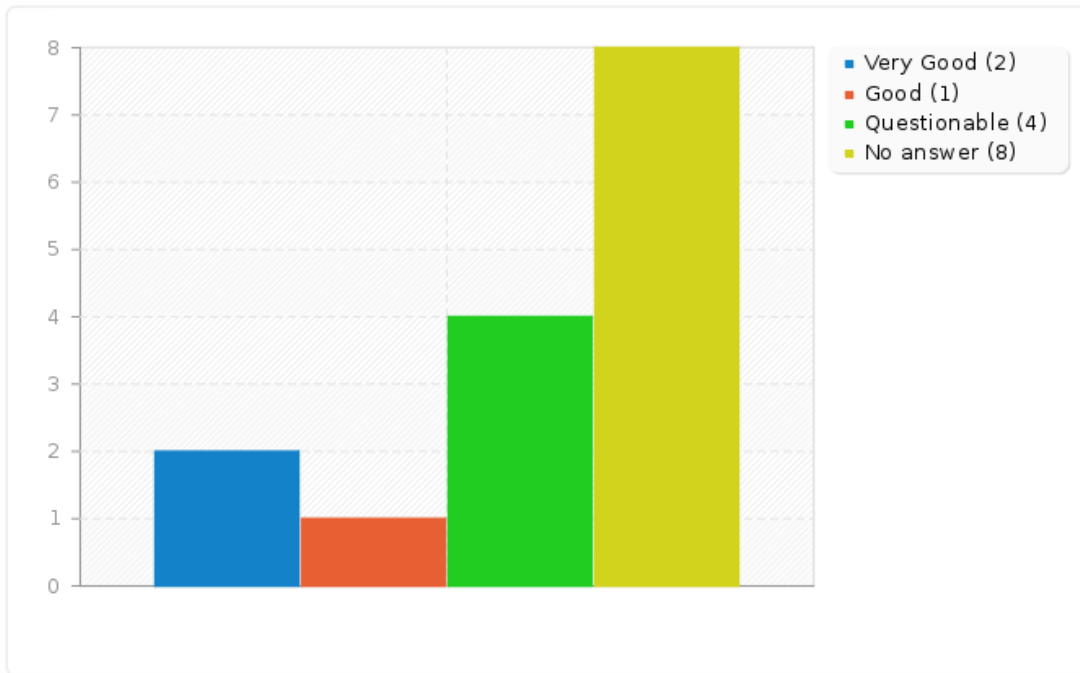
Please choose the appropriate grade for the following. [Caillou]

Answer	Count	Percentage
Very Good (vgood)	2	13.33%
Good (good)	1	6.67%
Questionable (quest)	4	26.67%
No answer	8	53.33%



Field summary for vggq(SQ014)

Please choose the appropriate grade for the following. [Caillou]





Field summary for vggq(SQ025)

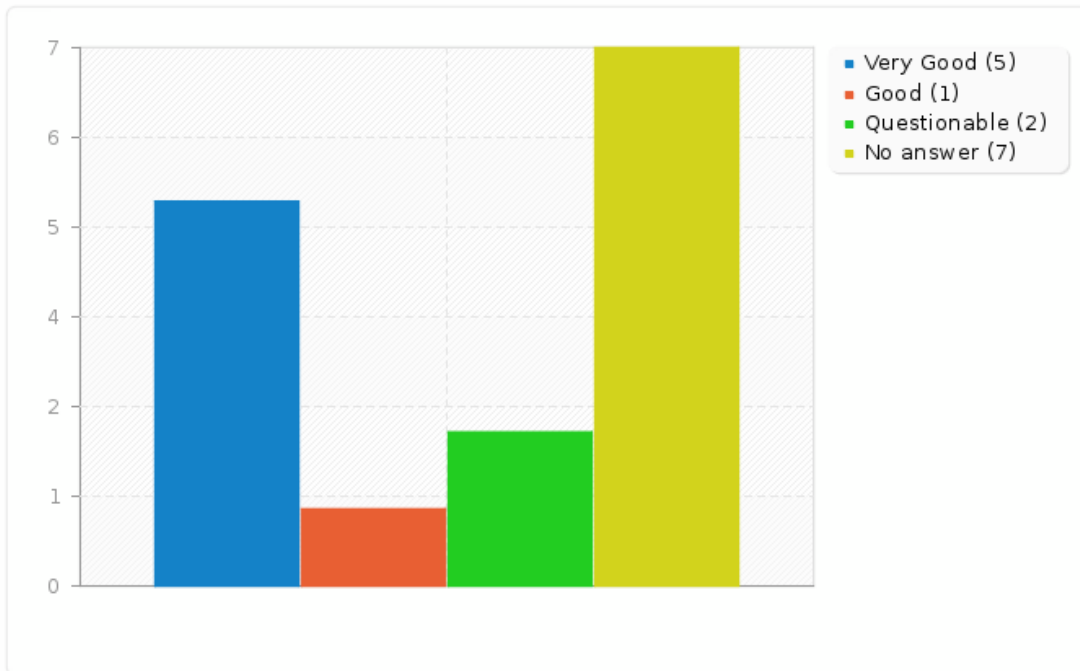
Please choose the appropriate grade for the following. [Seth Moulton]

Answer	Count	Percentage
Very Good (vgood)	5	33.33%
Good (good)	1	6.67%
Questionable (quest)	2	13.33%
No answer	7	46.67%



Field summary for vggq(SQ025)

Please choose the appropriate grade for the following. [Seth Moulton]





Field summary for vggq(SQ015)

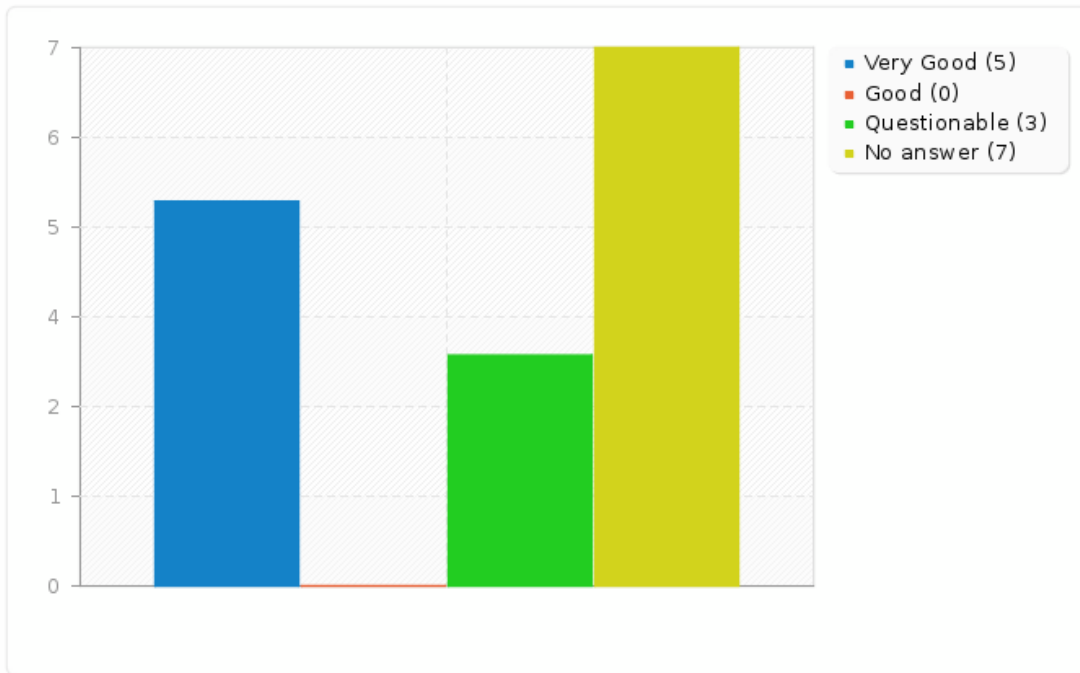
Please choose the appropriate grade for the following. [Wild Kratts]

Answer	Count	Percentage
Very Good (vgood)	5	33.33%
Good (good)	0	0.00%
Questionable (quest)	3	20.00%
No answer	7	46.67%



Field summary for vggq(SQ015)

Please choose the appropriate grade for the following. [Wild Kratts]





Field summary for vggq(SQ024)

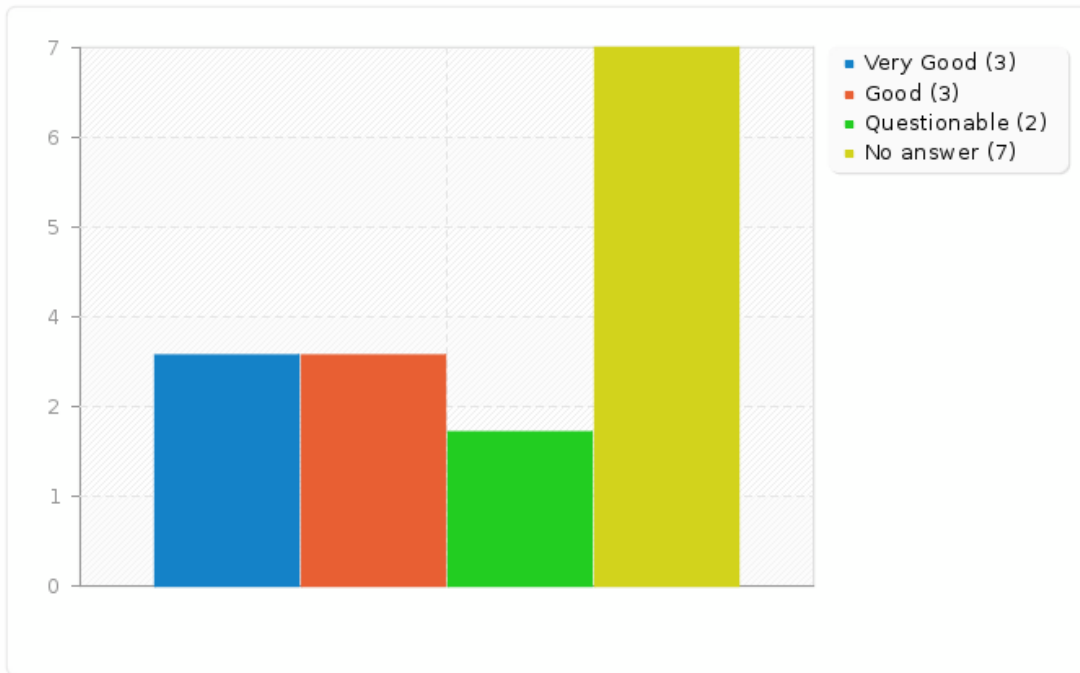
Please choose the appropriate grade for the following. [Charlie Baker]

Answer	Count	Percentage
Very Good (vgood)	3	20.00%
Good (good)	3	20.00%
Questionable (quest)	2	13.33%
No answer	7	46.67%



Field summary for vggq(SQ024)

Please choose the appropriate grade for the following. [Charlie Baker]





Field summary for vggq(SQ020)

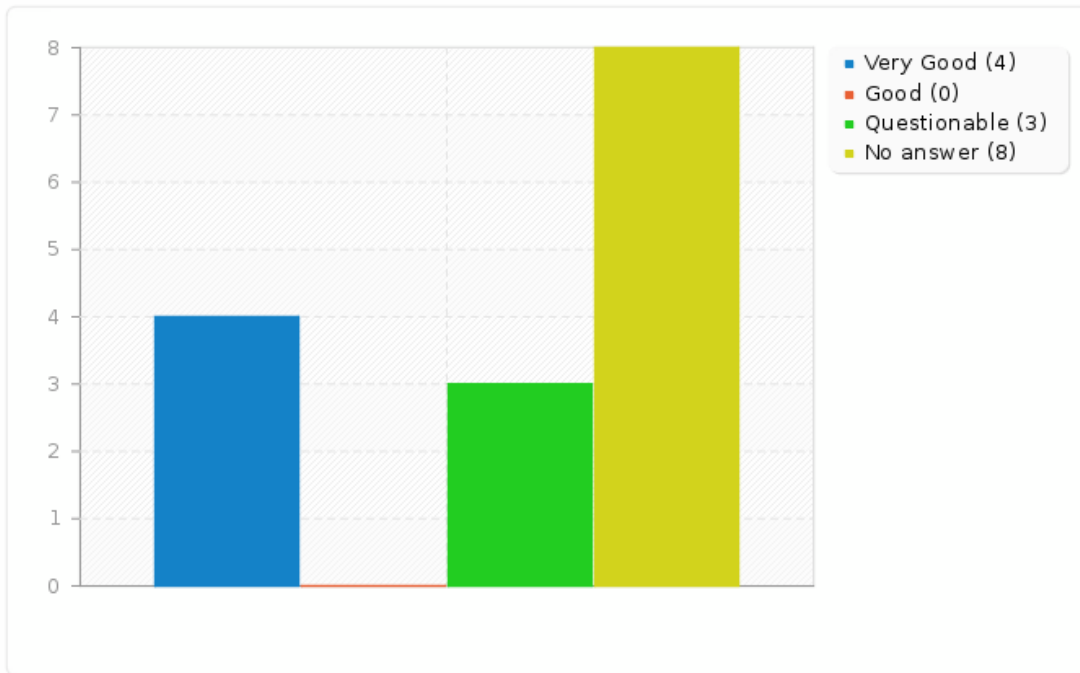
Please choose the appropriate grade for the following. [Atari 2600]

Answer	Count	Percentage
Very Good (vgood)	4	26.67%
Good (good)	0	0.00%
Questionable (quest)	3	20.00%
No answer	8	53.33%



Field summary for vggq(SQ020)

Please choose the appropriate grade for the following. [Atari 2600]





Field summary for vggq(SQ023)

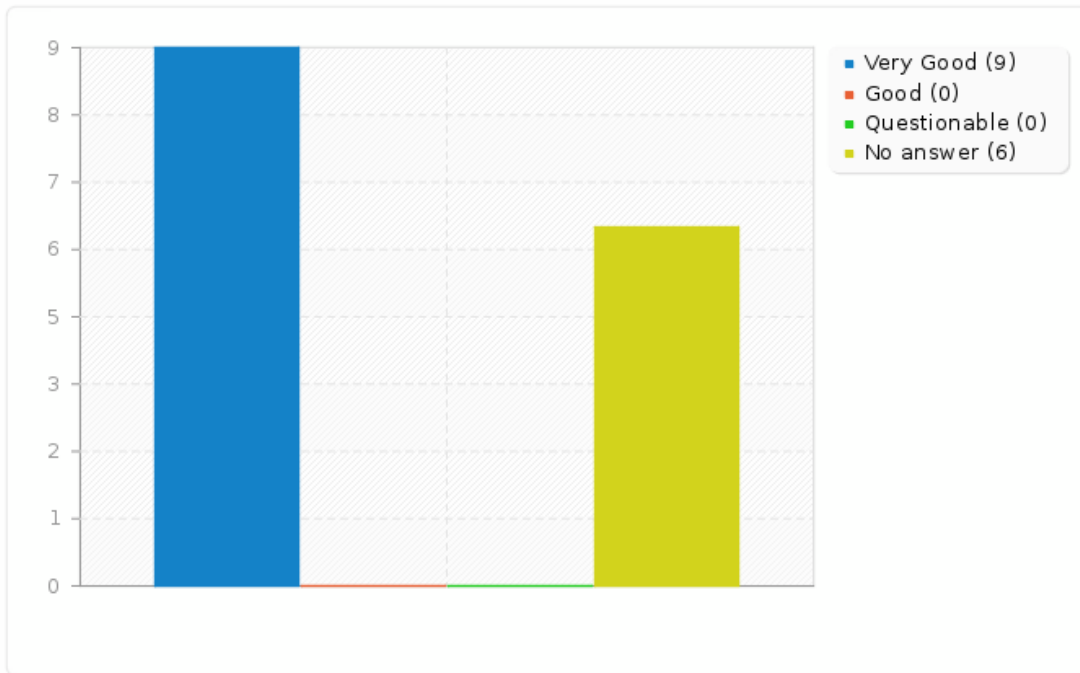
Please choose the appropriate grade for the following. [Gluttony]

Answer	Count	Percentage
Very Good (vgood)	9	60.00%
Good (good)	0	0.00%
Questionable (quest)	0	0.00%
No answer	6	40.00%



Field summary for vggq(SQ023)

Please choose the appropriate grade for the following. [Gluttony]





Field summary for comments

Comments? Complaints? Suggestions? Here's the place for 'em!

Answer	Count	Percentage
Answer	9	60.00%
No answer	6	40.00%

ID	Response
4	Damn good survey. I think you covered it all.
8	You rock Andy! Great idea for the oysters!
12	Everyone should chip in on costs. What can we bring?
36	Definitely do Oysters. I own 2 shucking knives and Lauren and I can help shucking.
20	Looking forward to a great time! Love, LRM
24	Looking forward to a great time! Love, LRM
25	I'm boycotting if there isn't at least one picture of a turkey drawn by tracing around a child's hand in the house.
34	We could have done all the Thanksgiving dishes in the time it took for Andy to prepare and everyone else to respond to this survey, but it really doesn't matter, as I heard Christian volunteered to do the dishes this year
32	Maybe I can locate some Heady Topper. Hmm.